LU2201848624

Friday, October 30, 2026

Strategic Selection Fund Enhanced Equity Exposure A EUR

Marketing Document for investors

Investment strategy

Enhanced Equity Exposure (EEE) is a long only UCITS open-end fund incorporated in Luxembourg. The Fund mainly invests in and gains exposure to the developed markets of Europe and North America. The fund's investment process is driven by stock specific fundamental analysis. Hedging strategies are implemented to reduce volatility.

Performance

	January	February	March	April	May	June	July	August	September	October	November	December
2020	-	-	-	-	-	-	-	1.38%	-3.21%	-4.41%	9.22%	1.80%
2021	-1.62%	2.68%	4.84%	1.32%	1.16%	-1.52%	1.73%	1.44%	-2.58%	2.14%	-2.88%	3.25%
2022	-3.08%	-3.66%	-1.93%	-2.24%	1.97%	-13.10%	7.18%	-1.51%	-5.60%	3.28%	6.71%	-5.38%
2023	7.30%	1.10%	1.99%	2.73%	-2.74%	4.36%	0.23%	-2.56%	-1.07%	-3.62%	4.86%	2.27%
2024	0.10%	1.80%	3.73%	-0.36%	3.70%	0.48%	1.10%	0.66%	1.41%	-0.38%	2.40%	-1.51%
2025	3.27%	0.66%	-2.22%	-4.69%	3.41%	1.61%	2.27%	1.83%	0.81%	1.61%	2.02%	1.34%
2026	2.36%	1.47%	-2.74%	2.76%	2.42%	0.03%	3.84%	1.38%	-1.27%	-0.62%		

Historical Performance

	1 month	3 months	6 months	YTD	Since launch
Cumulative (%)	-0.62	-0.24	5.83	9.62	52.63

Key Factors

Volatility (%)	Sharpe Ratio	# positions
9.08	1.79	71

Risk/return profile

1	2	3	**4**	5	6	7

SRRI scale from 1 (lowest risk) to 7 (highest risk); risk 1 cannot be equated with a risk-free investment. This indicator may change over time.

Cumulative performance since inception - net of fees

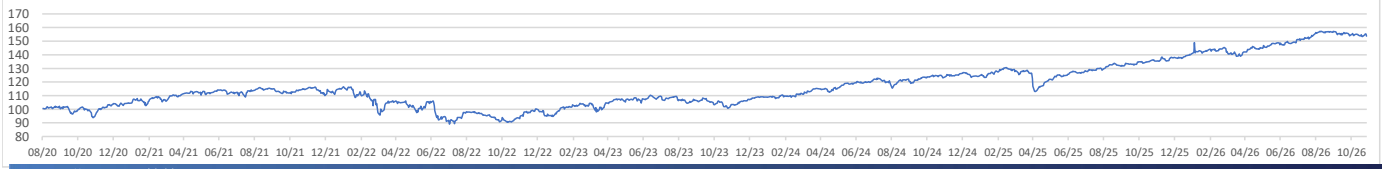

Asset allocation (**)

Top holdings	%
PETROCHINA CO LTD-H	1.74
DBS GROUP HOLDINGS LTD	1.67
SINGAPORE TECH ENGINEERING	1.66
BP PLC	1.64
ACCENTURE PLC-CL A	1.61

Top contributors in % return (*)	
SAMSUNG ELECTR-GDR REG S	2.33
EQUINOR ASA	1.55
MERCK & CO. INC.	1.31

Top detractors in % return (*)	
ORACLE CORP	-1.18
SEA LTD-ADR	-0.70
CREDIT AGRICOLE SA	-0.30

Top 5 Sectors	%
Financials	23.1
Information Technology	19.8
Health Care	12.7
Consumer Discretionary	9.4
Energy	7.9

Top 5 Countries (%)

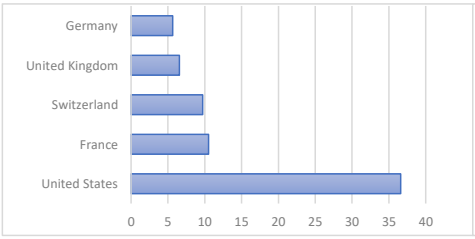

Market cap breakdown (**)

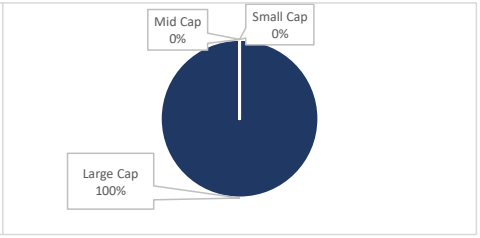

(*)1 year rolling contribution calculated based on gross of fees data.
(**) Large Cap: > EUR 10Bn - Mid Cap: EUR 2-10Bn - Small Cap: < EUR 2Bn

Key fund data

NAV	164.25
AUM (M)	29.63
Currency	EUR
DVD policy	ACC
Liquidity	Daily

Fees:	
Subscription	3%
Redemption	0%
Management	1.50%
Performance***	15% (HWM)

Codes:	
ISIN	LU2201848624
BLOOMBERG	SSEEEAE LX
WKN	
Valoren	55781411

Initial subscription	1 unit
Legal structure	UCITS
Registration	LU, CH, IT

Invest. manager	Colombo Wealth SA
Fund managers	Giovanni Miccoli
Launch date	8/5/2020
Investment horizon	At least 5 years

*** The High Water Mark model is used to calculate the performance fees. The Performance Fee Period is yearly, ending on the last Valuation Day of each calendar year. The Performance Fee is payable yearly in arrears out of the Sub-Fund's assets. The Performance Fee will be equal to 15% of the positive difference between the Net Asset Value per share and the High Water Mark.

Legal representatives and local paying agents

Switzerland	ACOLIN Fund Services AG, Affolternstrasse 56, CH-8050 Zurich
Switzerland	Banque Cantonale de Genève, Quai de l'Ile 17, CH-1204 Geneva
Germany	Marcard, Stein & CO AG
Germany	Marcard, Stein & CO AG

Management company	European Capital Partners
Depositary & Admin.	Banque de Luxembourg
Sub-Administrator	European Fund Administration
Auditor	Ernst & Young S.A.

Legal notice

Strategic Selection Fund SICAV is a Luxembourg-registered "Société d'Investissement à Capital Variable" organised under Luxembourg Law and European Council Directive 2009/65/EC of 13 July 2009 (UCITS) and regulated by the "Commission de Surveillance du Secteur Financier" (CSSF), the Luxembourg financial services authority. Past performance of any investment is not indicative of future performance as the net asset value of the portfolio depends on market movements. This information does not constitute an offer to anyone, or a solicitation by anyone, to subscribe for shares of Strategic Selection Fund SICAV. Nothing in this information should be construed as advice and is therefore not a recommendation to buy or sell shares. Subscriptions for shares of the Company can only be made on the basis of its latest Key Investor Information Document and Prospectus together with the latest audited annual report, copies of which can be obtained, free of charge, on www.ecp.lu or by contacting European Capital Partners (Luxembourg) S.A., from the local representatives, information agents or distributors.
The portfolio holds investments denominated in foreign currencies. Please note that foreign currency exposure is not hedged. As a result, fluctuations in currency exchange rates between the foreign currencies and the base currency of the portfolio may significantly impact the portfolio's performance. Investors should be aware that both favourable and adverse movements in exchange rates can occur, potentially increasing the volatility and risk associated with the portfolio's returns. We encourage investors to carefully consider this foreign currency risk as part of their overall investment decision-making process.