

Premier Dividend Strategy EUR CH1218260821

FACTS AND FIGURES

| | | | | | |
|--------------------|----------------------|-------------------------------|-------------------|-------------------------|---------------|
| ISIN | CH1218260821 | Currency | EUR | Maturity Date | Open End |
| NAV Date | 29.05.2026 | Valor | 121826082 | Issue Date | 05.11.2024 |
| NAV | 123.49 | Mgmt Fee (total, p.a.) | 1.5% | Other Fee (p.a.) | N/A |
| Rebalancing | Discretionary | Components | 36 | Certificates | 80'046 |
| Issuer | Zürcher Kantonalbank | Investment Manager | Colombo Wealth SA | AuM | EUR 9'884'625 |

PRODUCT STRATEGY

The Investment Manager selects a global basket of diversified securities through quantitative and qualitative analysis of leading companies with strong balance sheets and a focus on sustainable dividends. The number of equally weighted stocks are complemented by a selection of a high-quality Exchange Traded Funds. The diversification among regions and sectors aims to offer a relatively low volatility.

The Title Universe consists of Equities, ETFs and Cash. The investment manager ensures that the cash position never exceeds 50% of the certificate's value.

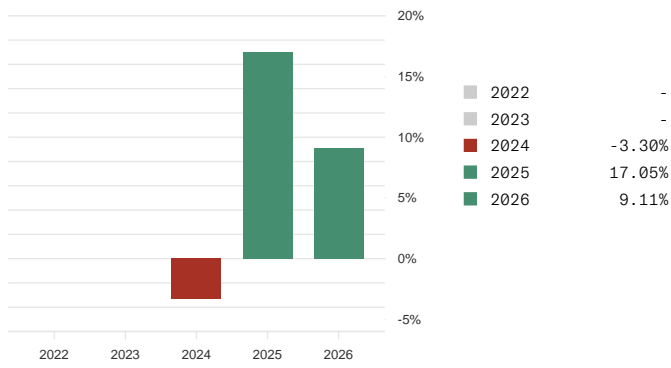
PRICE CHART



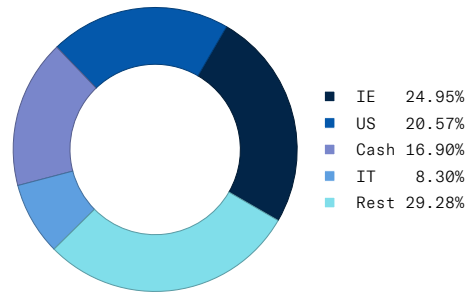
HISTORICAL VOLATILITY



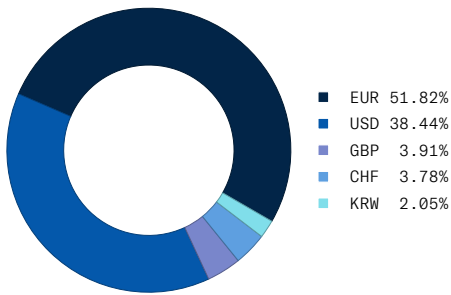
PERFORMANCE ANNUAL



PRODUCT COMPOSITION BY COUNTRY

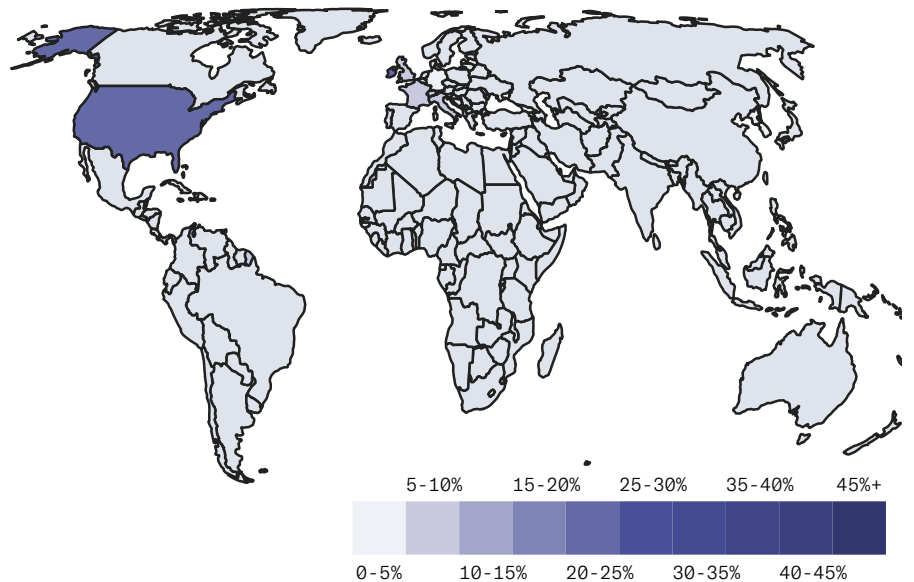


PRODUCT COMPOSITION BY CURRENCY



COUNTRY EXPOSURE MAP

| | |
|-------------|--------|
| Ireland | 24.95% |
| USA | 20.57% |
| EUR | 16.9% |
| Italy | 8.3% |
| France | 7.31% |
| UK | 6.06% |
| Switzerland | 5.64% |
| Germany | 4.17% |
| Korea | 2.05% |
| Other | 4.04% |



TOP 5 - BEST PERFORMERS

| Name | Short name | Currency | Last price | Performance |
|------|------------|----------|------------|-------------|
|------|------------|----------|------------|-------------|

| | | | | |
|----------------------------|-----------|-----|------------|---------|
| CISCO SYSTEMS INC | CSCO UW | USD | 120.42 | 109.88% |
| SAMSUNG ELECTRONICS CO LTD | 005930 KP | KRW | 317'000.00 | 94.73% |
| POSTE ITALIANE SPA | PST IM | EUR | 25.36 | 80.87% |
| NETAPP INC | NTAP UW | USD | 174.29 | 64.5% |
| ENGIE | ENGI FP | EUR | 26.47 | 58.53% |

WORST 5 - PERFORMERS

| Name | Short name | Currency | Last price | Performance |
|---------------------------|------------|----------|------------|-------------|
| SWISS RE AG | SREN SE | CHF | 117.70 | -4.18% |
| TEXAS INSTRUMENTS INC | TXN UW | USD | 305.68 | -3.53% |
| VINCI SA | DG FP | EUR | 125.05 | -0.67% |
| CHEVRON CORP | CVX UN | USD | 182.46 | 0.17% |
| ISHARES ASIA PAC DIVIDEND | IAPD SW | USD | 31.82 | 0.32% |

TOP 5 - LARGEST HOLDINGS

| Name | Short name | Currency | Last price | Percentage |
|------------------------------|------------|----------|------------|------------|
| EUR | EUR | EUR | 1.00 | 16.90% |
| ISHARES EURO GOVT BOND 1-3Y | CSBGE3 SE | EUR | 116.23 | 5.01% |
| ISHARE MSCI WOR QU DVD AD-UA | WQDA NA | USD | 12.06 | 4.04% |
| ISHARES ASIA PAC DIVIDEND | IAPD SW | USD | 31.82 | 4.00% |
| SS SPDR S&P GLOBAL DIVIDEND | GLDV LN | USD | 38.76 | 3.99% |

CORPORATE ACTIONS

| Action summary | Affected component | Causing underlying | Ex-date | New units / AMC | Old units / AMC | Type |
|---------------------|--------------------|--------------------|------------|-----------------|-----------------|----------|
| Reinvested dividend | NG/ LN | NG/ LN | 28.05.2026 | 0.172177 | 0.16782 | DIVIDEND |
| Reinvested dividend | JNJ UN | JNJ UN | 26.05.2026 | 0.014033 | 0.013976 | DIVIDEND |
| Reinvested dividend | IBE SQ | IBE SQ | 22.05.2026 | 0.129648 | 0.12962 | DIVIDEND |
| Reinvested dividend | SHELL NA | SHELL NA | 21.05.2026 | 0.075414 | 0.07474 | DIVIDEND |

| | | | | | | |
|---------------------|------|------|------------|----------|----------|----------|
| Reinvested dividend | G IM | G IM | 18.05.2026 | 0.070409 | 0.068172 | DIVIDEND |
|---------------------|------|------|------------|----------|----------|----------|

COMPOSITION

CASH

| Currency | ISIN | Name | Total units | Units / AMC | Short name | Percentage |
|----------|------|------|-------------|-------------|------------|------------|
| EUR | - | EUR | 1'664'548 | 20.794899 | EUR | 16.90% |

ETFS

| Currency | ISIN | Name | Total units | Units / AMC | Short name | Percentage |
|----------|--------------|------------------------------|-------------|-------------|------------|------------|
| EUR | IE00B3VTMJ91 | ISHARES EURO GOVT BOND 1-3Y | 4'242 | 0.052997 | CSBGE3 SE | 5.01% |
| USD | IE00BKPSFC54 | ISHARE MSCI WOR QU DVD AD-UA | 38'471 | 0.480613 | WQDA NA | 4.04% |
| USD | IE00B14X4T88 | ISHARES ASIA PAC DIVIDEND | 14'439 | 0.180381 | IAPD SW | 4.00% |
| USD | IE00B9CQXS71 | SS SPDR S&P GLOBAL DIVIDEND | 11'833 | 0.147825 | GLDV LN | 3.99% |
| USD | IE00BWTN6Y99 | INVESCO S&P 500 HDLV DIST | 12'189 | 0.152276 | HDLV LN | 3.97% |
| EUR | IE00BF2B0L69 | FRKLN EUR QULTY DVD ETF | 10'467 | 0.130761 | FRXD LN | 3.93% |

STOCKS

| Currency | ISIN | Name | Total units | Units / AMC | Short name | Percentage |
|----------|--------------|------------------------------|-------------|-------------|------------|------------|
| USD | US64110D1046 | NETAPP INC | 2'094 | 0.026159 | NTAP UW | 3.18% |
| EUR | FR0010208488 | ENGIE | 8'727 | 0.10903 | ENGI FP | 2.35% |
| USD | US30231G1022 | EXXON MOBIL CORP | 1'754 | 0.021914 | XOM UN | 2.22% |
| EUR | IT0003796171 | POSTE ITALIANE SPA | 8'542 | 0.10671 | PST IM | 2.20% |
| EUR | DE0005552004 | DHL GROUP | 4'169 | 0.052081 | DHL GY | 2.17% |
| EUR | IT0000062072 | GENERALI | 5'507 | 0.068797 | G IM | 2.16% |
| USD | US4781601046 | JOHNSON & JOHNSON | 1'102 | 0.013765 | JNJ UN | 2.16% |
| EUR | GB00BP6MXD84 | SHELL PLC | 5'898 | 0.073688 | SHELL NA | 2.15% |
| KRW | KR7005930003 | SAMSUNG ELECTRONICS CO LTD | 1'122 | 0.014013 | 005930 KP | 2.05% |
| USD | US00287Y1091 | ABBVIE INC | 1'075 | 0.013433 | ABBV UN | 2.04% |
| EUR | NL0011794037 | KONINKLIJKE AHOLD DELHAIZE N | 5'548 | 0.069307 | AD NA | 2.04% |

| | | | | | | |
|-----|--------------|---------------------------------|--------|----------|---------|-------|
| USD | US17275R1023 | CISCO SYSTEMS INC | 1'931 | 0.024126 | CSCO UW | 2.03% |
| USD | US58933Y1055 | MERCK & CO. INC. | 1'958 | 0.024464 | MRK UN | 2.02% |
| EUR | IT0003132476 | ENI SPA | 8'792 | 0.10984 | ENI IM | 2.01% |
| USD | US1912161007 | COCA-COLA CO/THE | 2'922 | 0.036505 | KO UN | 2.01% |
| GBP | GB0002875804 | BRITISH AMERICAN TOBACCO PLC | 3'737 | 0.046686 | BATS LN | 2.01% |
| EUR | ES0144580Y14 | IBERDROLA SA | 10'140 | 0.126681 | IBE SQ | 2.01% |
| EUR | DE0008404005 | ALLIANZ SE-REG | 517 | 0.006459 | ALV GY | 2.00% |
| EUR | FR0000120271 | TOTALENERGIES SE | 2'619 | 0.032713 | TTE FP | 2.00% |
| USD | US1667641005 | CHEVRON CORP | 1'256 | 0.015687 | CVX UN | 2.00% |
| EUR | FR0000120628 | AXA SA | 4'903 | 0.061258 | CS FP | 1.98% |
| USD | US12572Q1058 | CME GROUP INC | 823 | 0.01028 | CME UW | 1.96% |
| CHF | CH0011075394 | ZURICH INSURANCE GROUP AG | 315 | 0.003935 | ZURN SE | 1.95% |
| EUR | IT0003128367 | ENEL SPA | 19'725 | 0.246415 | ENEL IM | 1.93% |
| GBP | GB00BDR05C01 | NATIONAL GRID PLC | 13'531 | 0.169034 | NG/ LN | 1.90% |
| USD | CH0044328745 | CHUBB LTD | 684 | 0.008545 | CB UN | 1.86% |
| CHF | CH0126881561 | SWISS RE AG | 1'393 | 0.0174 | SREN SE | 1.83% |
| EUR | FR0000125486 | VINCI SA | 780 | 0.009744 | DG FP | 0.99% |
| USD | US8825081040 | TEXAS INSTRUMENTS INC | 360 | 0.0045 | TXN UW | 0.96% |

IMPORTANT LEGAL NOTICE

This document is for information purposes only and may not be used for marketing purposes. The information provided herein is intended solely for investors already invested in the product. This document has been prepared by Zürcher Kantonalbank with due diligence. However, the Zürcher Kantonalbank does not guarantee the accuracy and completeness of the information contained therein and accepts any liability for damages arising from the use of this document. It does not constitute an offer or a recommendation to purchase, hold or sell financial instruments or to obtain products and services, nor does it form the basis for a contract or obligations of any kind. Furthermore, this document contains general information and does not take into account personal investment objectives or the financial situation or special needs of a specific recipient. The recipient should carefully check the information for compatibility with his/her personal circumstances before making any investment decision. For the assessment of legal, regulatory, tax and other implications, the recipient is advised to seek professional advice. Past performance and returns are no guarantee of future investment performance. Please note that the performance data do not take into account the annual fees. Every investment is associated with risks, in particular those of fluctuations in value, earnings and possibly exchange rates. For an assessment of the specific risks of investments, it is recommended that you consult the risk information provided by the bank (e.g. risk brochure, prospectuses, key information document or other product documentation)". This document does not constitute a (base) prospectus, final terms or key information document. The base prospectus, the final terms and any key information document may be obtained free of charge from Zürcher Kantonalbank, Bahnhofstrasse 9, 8001 Zurich, VRIE Department, and from www.zk.b.ch/finanzinformationen. Please note that all telephone conversations with trading or sales units of the Zürcher Kantonalbank are recorded. By calling you consent tacitly to the recording.