

Premier Dividend Strategy USD CH1218260847

FACTS AND FIGURES

ISIN	CH1218260847	Currency	USD	Maturity Date	Open End
NAV Date	29.04.2026	Valor	121826084	Issue Date	05.11.2024
NAV	121.55	Mgmt Fee (total, p.a.)	1.5%	Other Fee (p.a.)	N/A
Rebalancing	Discretionary	Components	35	Certificates	29'052
Issuer	Zürcher Kantonalbank	Investment Manager	Colombo Wealth SA	AuM	USD 3'531'302

PRODUCT STRATEGY

The Investment Manager selects a global basket of diversified securities through quantitative and qualitative analysis of leading companies with strong balance sheets and a focus on sustainable dividends. The number of equally weighted stocks are complemented by a selection of a high-quality Exchange Traded Funds. The diversification among regions and sectors aims to offer a relatively low volatility.

The Title Universe consists of Equities, ETFs and Cash. The investment manager ensures that the cash position never exceeds 50% of the certificate's value.

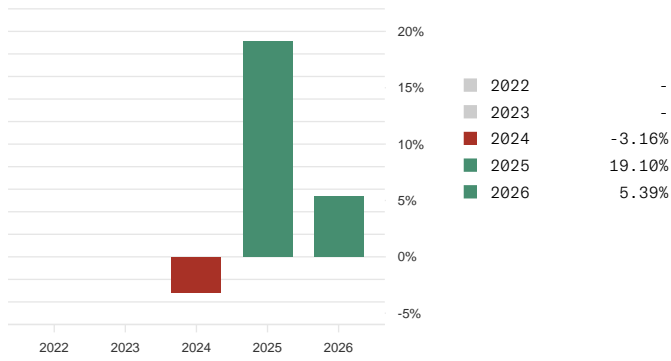
PRICE CHART



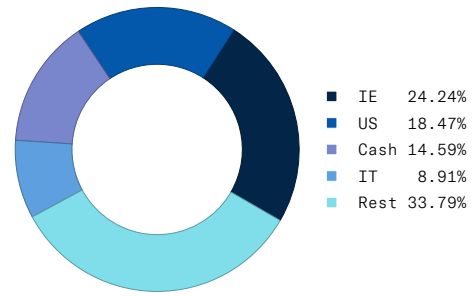
HISTORICAL VOLATILITY



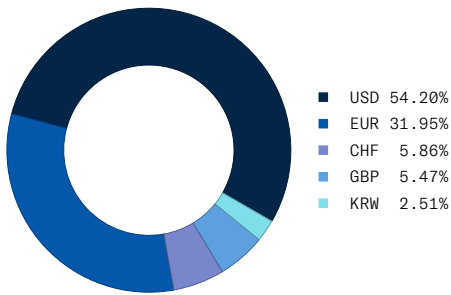
PERFORMANCE ANNUAL



PRODUCT COMPOSITION BY COUNTRY

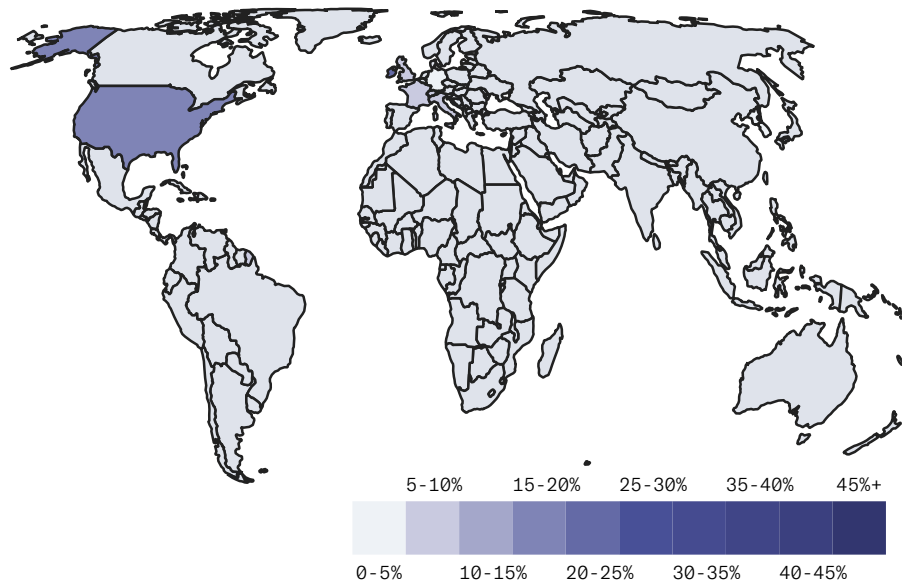


PRODUCT COMPOSITION BY CURRENCY



COUNTRY EXPOSURE MAP

Ireland	24.24%
USA	18.47%
USD	14.59%
Italy	8.91%
Switzerland	7.89%
UK	7.77%
France	7.18%
Germany	4%
Korea	2.51%
Other	4.44%



TOP 5 - BEST PERFORMERS

Name	Short name	Currency	Last price	Performance
------	------------	----------	------------	-------------

ENGIE	ENGI FP	EUR	27.05	68.64%
ENI SPA	ENI IM	EUR	23.71	59.64%
POSTE ITALIANE SPA	PST IM	EUR	22.19	51.22%
CISCO SYSTEMS INC	CSCO UW	USD	88.61	45.76%
TOTALENERGIES SE	TTE FP	EUR	78.89	39.64%

WORST 5 - PERFORMERS

Name	Short name	Currency	Last price	Performance
RECKITT BENCKISER GROUP PLC	RKT LN	GBp	4'682.43	-15.98%
STRYKER CORP	SYK UN	USD	313.78	-12.64%
BKW AG	BKW SE	CHF	152.55	-1.89%
ABBVIE INC	ABBV UN	USD	203.11	-0.46%
ZURICH INSURANCE GROUP AG	ZURN SE	CHF	537.38	0.53%

TOP 5 - LARGEST HOLDINGS

Name	Short name	Currency	Last price	Percentage
USD	USD	USD	1.00	14.59%
FRKLN EUR QULTY DVD ETF	FRXD LN	EUR	36.46	5.12%
ISHARE MSCI WOR QU DVD AD-UA	WQDA NA	USD	11.25	4.88%
SS SPDR S&P GLOBAL DIVIDEND	GLDV LN	USD	38.67	4.76%
INVESCO S&P 500 HDLV DIST	HDLV LN	USD	37.10	4.75%

CORPORATE ACTIONS

Action summary	Affected component	Causing underlying	Ex-date	New units / AMC	Old units / AMC	Type
Reinvested dividend	ABBV UN	ABBV UN	15.04.2026	0.010573	0.010512	DIVIDEND
Reinvested dividend	SREN SE	SREN SE	14.04.2026	0.01566	0.015171	DIVIDEND
Reinvested dividend	ZURN SE	ZURN SE	10.04.2026	0.003542	0.003419	DIVIDEND
Reinvested dividend	AD NA	AD NA	10.04.2026	0.062156	0.061241	DIVIDEND

Reinvested dividend	RKT LN	RKT LN	09.04.2026	0.03003	0.029312	DIVIDEND
---------------------	--------	--------	------------	---------	----------	----------

COMPOSITION

CASH

Currency	ISIN	Name	Total units	Units / AMC	Short name	Percentage
USD	-	USD	515'602	17.747568	USD	14.59%

ETFs

Currency	ISIN	Name	Total units	Units / AMC	Short name	Percentage
EUR	IE00BF2B0L69	FRKLN EUR QULTY DVD ETF	4'257	0.146521	FRXD LN	5.12%
USD	IE00BKPSFC54	ISHARE MSCI WOR QU DVD AD-UA	15'344	0.528149	WQDA NA	4.88%
USD	IE00B9CQXS71	SS SPDR S&P GLOBAL DIVIDEND	4'350	0.149733	GLDV LN	4.76%
USD	IE00BWTN6Y99	INVESTCO S&P 500 HDLV DIST	4'523	0.155672	HDLV LN	4.75%
USD	IE00BYXPSP02	ISHARES USD TRSRY 1-3Y USD A	28'120	0.96792	IBTA LN	4.72%

STOCKS

Currency	ISIN	Name	Total units	Units / AMC	Short name	Percentage
EUR	IT0003132476	ENI SPA	3'564	0.122668	ENI IM	2.78%
EUR	FR0000120271	TOTALENERGIES SE	1'064	0.036635	TTE FP	2.75%
KRW	KR7005930003	SAMSUNG ELECTRONICS CO LTD	582	0.020046	005930 KP	2.51%
EUR	FR0010208488	ENGIE	2'652	0.091299	ENGI FP	2.46%
USD	US30231G1022	EXXON MOBIL CORP	560	0.01928	XOM UN	2.45%
EUR	NL0011794037	KONINKLIJKE AHOLD DELHAIZE N	1'767	0.060813	AD NA	2.32%
USD	US17275R1023	CISCO SYSTEMS INC	915	0.031494	CSCO UW	2.32%
EUR	GB00BP6MXD84	SHELL PLC	1'844	0.063464	SHELL NA	2.30%
USD	US4781601046	JOHNSON & JOHNSON	352	0.01212	JNJ UN	2.27%
EUR	IT0000062072	GENERALI	1'701	0.058548	G IM	2.13%
EUR	ES0144580Y14	IBERDROLA SA	3'223	0.110928	IBE SQ	2.12%
USD	US1912161007	COCA-COLA CO/THE	937	0.032266	KO UN	2.09%

USD	US64110D1046	NETAPP INC	671	0.023086	NTAP UW	2.06%
GBP	GB00BDR05C01	NATIONAL GRID PLC	4'217	0.145152	NG/ LN	2.06%
USD	CH0044328745	CHUBB LTD	219	0.007554	CB UN	2.02%
EUR	IT0003796171	POSTE ITALIANE SPA	2'721	0.093677	PST IM	2.02%
EUR	DE0008404005	ALLIANZ SE-REG	159	0.005457	ALV GY	2.01%
CHF	CH0126881561	SWISS RE AG	446	0.015365	SREN SE	1.98%
EUR	IT0003128367	ENEL SPA	6'217	0.214012	ENEL IM	1.98%
EUR	DE0005552004	DHL GROUP	1'282	0.044114	DHL GY	1.98%
EUR	FR0000120628	AXA SA	1'486	0.051163	CS FP	1.97%
USD	US12572Q1058	CME GROUP INC	240	0.008267	CME UW	1.95%
USD	US58933Y1055	MERCK & CO. INC.	621	0.021387	MRK UN	1.95%
CHF	CH0011075394	ZURICH INSURANCE GROUP AG	101	0.003479	ZURN SE	1.94%
CHF	CH0130293662	BKW AG	345	0.011892	BKW SE	1.94%
GBP	GB0002875804	BRITISH AMERICAN TOBACCO PLC	1'191	0.04099	BATS LN	1.93%
USD	US00287Y1091	ABBVIE INC	301	0.010344	ABBV UN	1.73%
USD	US8636671013	STRYKER CORP	184	0.006321	SYK UN	1.64%
GBP	GB00BSZBP530	RECKITT BENCKISER GROUP PLC	838	0.028839	RKT LN	1.48%

IMPORTANT LEGAL NOTICE

This document is for information purposes only and may not be used for marketing purposes. The information provided herein is intended solely for investors already invested in the product. This document has been prepared by Zürcher Kantonalbank with due diligence. However, the Zürcher Kantonalbank does not guarantee the accuracy and completeness of the information contained therein and accepts any liability for damages arising from the use of this document. It does not constitute an offer or a recommendation to purchase, hold or sell financial instruments or to obtain products and services, nor does it form the basis for a contract or obligations of any kind. Furthermore, this document contains general information and does not take into account personal investment objectives or the financial situation or special needs of a specific recipient. The recipient should carefully check the information for compatibility with his/her personal circumstances before making any investment decision. For the assessment of legal, regulatory, tax and other implications, the recipient is advised to seek professional advice. Past performance and returns are no guarantee of future investment performance. Please note that the performance data do not take into account the annual fees. Every investment is associated with risks, in particular those of fluctuations in value, earnings and possibly exchange rates. For an assessment of the specific risks of investments, it is recommended that you consult the risk information provided by the bank (e.g. risk brochure, prospectuses, key information document or other product documentation)". This document does not constitute a (base) prospectus, final terms or key information document. The base prospectus, the final terms and any key information document may be obtained free of charge from Zürcher Kantonalbank, Bahnhofstrasse 9, 8001 Zurich, VRIE Department, and from www.zk.b.ch/finanzinformationen. Please note that all telephone conversations with trading or sales units of the Zürcher Kantonalbank are recorded. By calling you consent tacitly to the recording.