

Premier Dividend Strategy EUR CH1218260821

FACTS AND FIGURES

ISIN	CH1218260821	Currency	EUR	Maturity Date	Open End
NAV Date	29.04.2026	Valor	121826082	Issue Date	05.11.2024
NAV	118.83	Mgmt Fee (total, p.a.)	1.5%	Other Fee (p.a.)	N/A
Rebalancing	Discretionary	Components	35	Certificates	79'876
Issuer	Zürcher Kantonalbank	Investment Manager	Colombo Wealth SA	AuM	EUR 9'491'586

PRODUCT STRATEGY

The Investment Manager selects a global basket of diversified securities through quantitative and qualitative analysis of leading companies with strong balance sheets and a focus on sustainable dividends. The number of equally weighted stocks are complemented by a selection of a high-quality Exchange Traded Funds. The diversification among regions and sectors aims to offer a relatively low volatility.

The Title Universe consists of Equities, ETFs and Cash. The investment manager ensures that the cash position never exceeds 50% of the certificate's value.

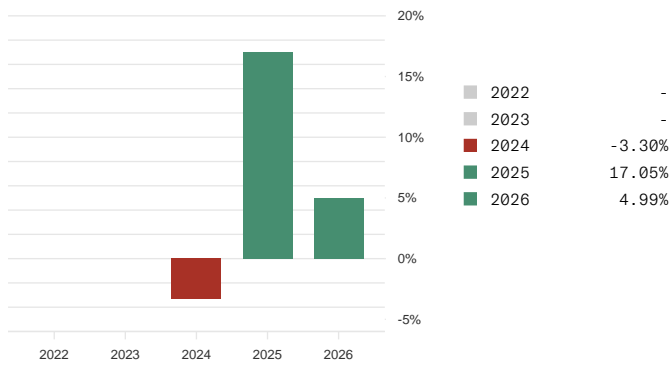
PRICE CHART



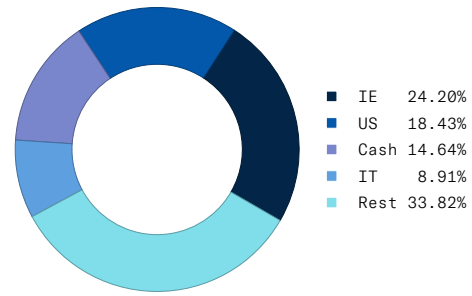
HISTORICAL VOLATILITY



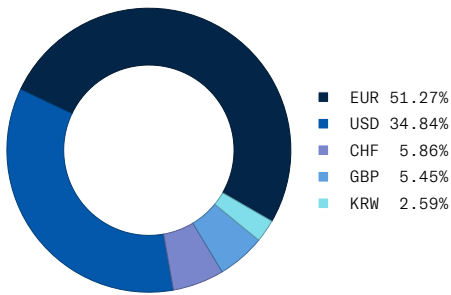
PERFORMANCE ANNUAL



PRODUCT COMPOSITION BY COUNTRY

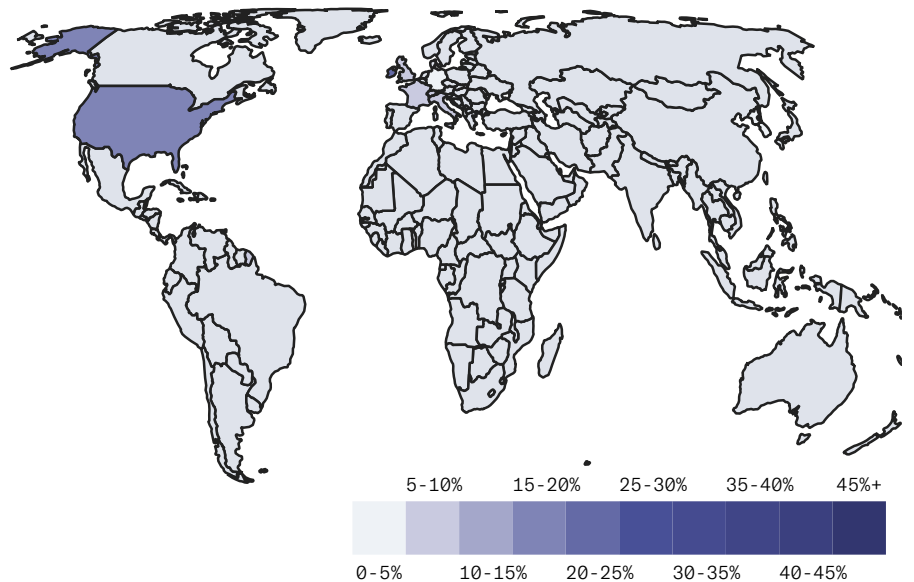


PRODUCT COMPOSITION BY CURRENCY



COUNTRY EXPOSURE MAP

Ireland	24.2%
USA	18.43%
EUR	14.64%
Italy	8.91%
Switzerland	7.88%
UK	7.77%
France	7.17%
Germany	3.99%
Korea	2.59%
Other	4.43%



TOP 5 - BEST PERFORMERS

Name	Short name	Currency	Last price	Performance
------	------------	----------	------------	-------------

ENGIE	ENGI FP	EUR	27.05	68.29%
POSTE ITALIANE SPA	PST IM	EUR	22.19	60.11%
ENI SPA	ENI IM	EUR	23.71	57.22%
CISCO SYSTEMS INC	CSCO UW	USD	88.61	56.11%
BRITISH AMERICAN TOBACCO PLC	BATS LN	GBP	4'271.24	43.55%

WORST 5 - PERFORMERS

Name	Short name	Currency	Last price	Performance
RECKITT BENCKISER GROUP PLC	RKT LN	GBP	4'682.43	-17.61%
STRYKER CORP	SYK UN	USD	313.78	-12.64%
BKW AG	BKW SE	CHF	152.55	-2.91%
ABBVIE INC	ABBV UN	USD	203.11	-2.47%
ISHARES EURO GOVT BOND 1-3Y	CSBGE3 SE	EUR	115.74	0.35%

TOP 5 - LARGEST HOLDINGS

Name	Short name	Currency	Last price	Percentage
EUR	EUR	EUR	1.00	14.64%
FRKLN EUR QULTY DVD ETF	FRXD LN	EUR	36.46	5.11%
ISHARE MSCI WOR QU DVD AD-UA	WQDA NA	USD	11.25	4.86%
SS SPDR S&P GLOBAL DIVIDEND	GLDV LN	USD	38.67	4.77%
INVESCO S&P 500 HDLV DIST	HDLV LN	USD	37.10	4.75%

CORPORATE ACTIONS

Action summary	Affected component	Causing underlying	Ex-date	New units / AMC	Old units / AMC	Type
Reinvested dividend	ABBV UN	ABBV UN	15.04.2026	0.012135	0.012064	DIVIDEND
Reinvested dividend	SREN SE	SREN SE	14.04.2026	0.017967	0.017405	DIVIDEND
Reinvested dividend	AD NA	AD NA	10.04.2026	0.07093	0.069885	DIVIDEND

Reinvested dividend	ZURN SE	ZURN SE	10.04.2026	0.004048	0.003907 DIVIDEND
Reinvested dividend	RKT LN	RKT LN	09.04.2026	0.033878	0.033068 DIVIDEND

COMPOSITION

CASH

Currency	ISIN	Name	Total units	Units / AMC	Short name	Percentage
EUR	-	EUR	1'394'080	17.453054	EUR	14.64%

ETFs

Currency	ISIN	Name	Total units	Units / AMC	Short name	Percentage
EUR	IE00BF2B0L69	FRKLN EUR QULTY DVD ETF	13'346	0.167086	FRXD LN	5.11%
USD	IE00BKPSFC54	ISHARE MSCI WOR QU DVD AD-UA	48'028	0.601278	WQDA NA	4.86%
USD	IE00B9CQXS71	SS SPDR S&P GLOBAL DIVIDEND	13'700	0.171515	GLDV LN	4.77%
USD	IE00BWTN6Y99	INVESCO S&P 500 HDLV DIST	14'230	0.178147	HDLV LN	4.75%
EUR	IE00B3VTMJ91	ISHARES EURO GOVT BOND 1-3Y	3'868	0.048419	CSBGE3 SE	4.70%

STOCKS

Currency	ISIN	Name	Total units	Units / AMC	Short name	Percentage
EUR	IT0003132476	ENI SPA	11'165	0.139782	ENI IM	2.77%
EUR	FR0000120271	TOTALENERGIES SE	3'338	0.041792	TTE FP	2.74%
KRW	KR7005930003	SAMSUNG ELECTRONICS CO LTD	1'885	0.023605	005930 KP	2.59%
EUR	FR0010208488	ENGIE	8'346	0.104491	ENGI FP	2.46%
USD	US30231G1022	EXXON MOBIL CORP	1'755	0.021966	XOM UN	2.44%
EUR	GB00BP6MXD84	SHELL PLC	5'840	0.073116	SHELL NA	2.32%
EUR	NL0011794037	KONINKLIJKE AHOLD DELHAIZE N	5'543	0.069389	AD NA	2.32%
USD	US17275R1023	CISCO SYSTEMS INC	2'864	0.035853	CSCO UW	2.31%
USD	US4781601046	JOHNSON & JOHNSON	1'103	0.013808	JNJ UN	2.26%
EUR	IT0000062072	GENERALI	5'327	0.066691	G IM	2.12%
EUR	ES0144580Y14	IBERDROLA SA	10'129	0.126804	IBE SQ	2.12%

USD	US1912161007	COCA-COLA CO/THE	2'937	0.036765	KO UN	2.09%
USD	US64110D1046	NETAPP INC	2'104	0.026346	NTAP UW	2.06%
GBp	GB00BDR05C01	NATIONAL GRID PLC	13'172	0.164908	NG/ LN	2.04%
USD	CH0044328745	CHUBB LTD	687	0.008606	CB UN	2.02%
EUR	IT0003796171	POSTE ITALIANE SPA	8'534	0.106837	PST IM	2.01%
EUR	DE0008404005	ALLIANZ SE-REG	497	0.006224	ALV GY	2.01%
EUR	IT0003128367	ENEL SPA	19'706	0.246709	ENEL IM	2.00%
CHF	CH0126881561	SWISS RE AG	1'404	0.017577	SREN SE	1.99%
EUR	DE0005552004	DHL GROUP	4'019	0.050311	DHL GY	1.98%
EUR	FR0000120628	AXA SA	4'661	0.058359	CS FP	1.97%
USD	US58933Y1055	MERCK & CO. INC.	1'968	0.024639	MRK UN	1.97%
USD	US12572Q1058	CME GROUP INC	751	0.009405	CME UW	1.94%
CHF	CH0011075394	ZURICH INSURANCE GROUP AG	317	0.003975	ZURN SE	1.94%
CHF	CH0130293662	BKW AG	1'084	0.01357	BKW SE	1.93%
GBp	GB0002875804	BRITISH AMERICAN TOBACCO PLC	3'732	0.046729	BATS LN	1.93%
USD	US00287Y1091	ABBVIE INC	947	0.011854	ABBV UN	1.74%
USD	US8636671013	STRYKER CORP	575	0.007193	SYK UN	1.63%
GBp	GB00BSZBP530	RECKITT BENCKISER GROUP PLC	2'625	0.032861	RKT LN	1.48%

IMPORTANT LEGAL NOTICE

This document is for information purposes only and may not be used for marketing purposes. The information provided herein is intended solely for investors already invested in the product. This document has been prepared by Zürcher Kantonalbank with due diligence. However, the Zürcher Kantonalbank does not guarantee the accuracy and completeness of the information contained therein and accepts any liability for damages arising from the use of this document. It does not constitute an offer or a recommendation to purchase, hold or sell financial instruments or to obtain products and services, nor does it form the basis for a contract or obligations of any kind. Furthermore, this document contains general information and does not take into account personal investment objectives or the financial situation or special needs of a specific recipient. The recipient should carefully check the information for compatibility with his/her personal circumstances before making any investment decision. For the assessment of legal, regulatory, tax and other implications, the recipient is advised to seek professional advice. Past performance and returns are no guarantee of future investment performance. Please note that the performance data do not take into account the annual fees. Every investment is associated with risks, in particular those of fluctuations in value, earnings and possibly exchange rates. For an assessment of the specific risks of investments, it is recommended that you consult the risk information provided by the bank (e.g. risk brochure, prospectuses, key information document or other product documentation)". This document does not constitute a (base) prospectus, final terms or key information document. The base prospectus, the final terms and any key information document may be obtained free of charge from Zürcher Kantonalbank, Bahnhofstrasse 9, 8001 Zurich, VRIE Department, and from www.zk.b.ch/finanzinformationen. Please note that all telephone conversations with trading or sales units of the Zürcher Kantonalbank are recorded. By calling you consent tacitly to the recording.