

# Sustainable Technology Basket CHF CH1105857846

## FACTS AND FIGURES

<b>ISIN</b>	CH1105857846	<b>Currency</b>	CHF	<b>Maturity Date</b>	Open End
<b>NAV Date</b>	30.03.2026	<b>Valor</b>	110585784	<b>Issue Date</b>	03.05.2021
<b>NAV</b>	122.52	<b>Mgmt Fee (total, p.a.)</b>	1.25%	<b>Other Fee (p.a.)</b>	N/A
<b>Rebalancing</b>	Discretionary	<b>Components</b>	26	<b>Certificates</b>	1'866
<b>Issuer</b>	Zürcher Kantonalbank	<b>Investment Manager</b>	Colombo Wealth SA	<b>AuM</b>	CHF 228'618

## PRODUCT STRATEGY

The Investment Manager selects stocks with a focus on companies in the technology sector. The Investment Manager can hold a cash position. The Investment Manager continuously ensures that the cash quota does not exceed 50% of the certificate value at any time.

The Title Universe consists of equities and cash. The Underlying constituents are listed at a recognized exchange (World Federation of Exchanges or FESE (Federation of European Securities Exchanges)).

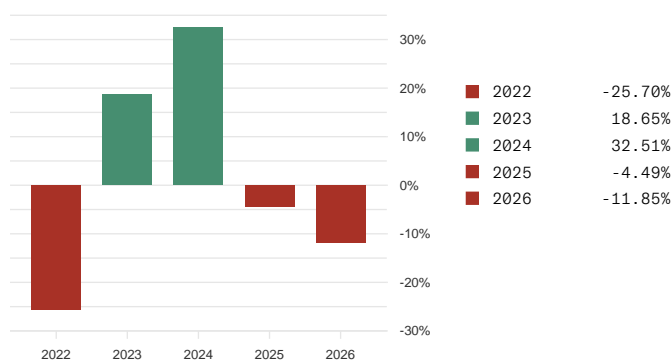
## PRICE CHART



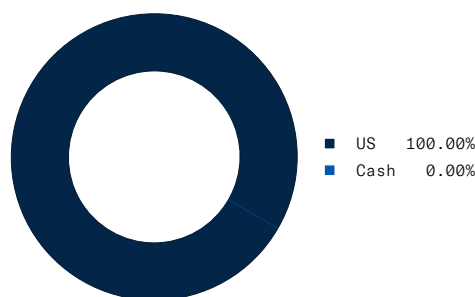
## HISTORICAL VOLATILITY



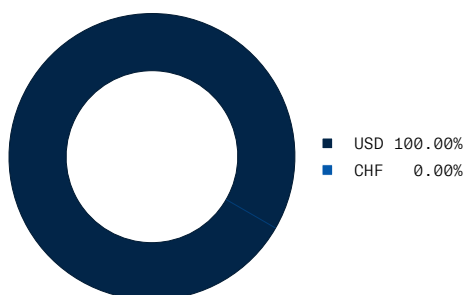
## PERFORMANCE ANNUAL



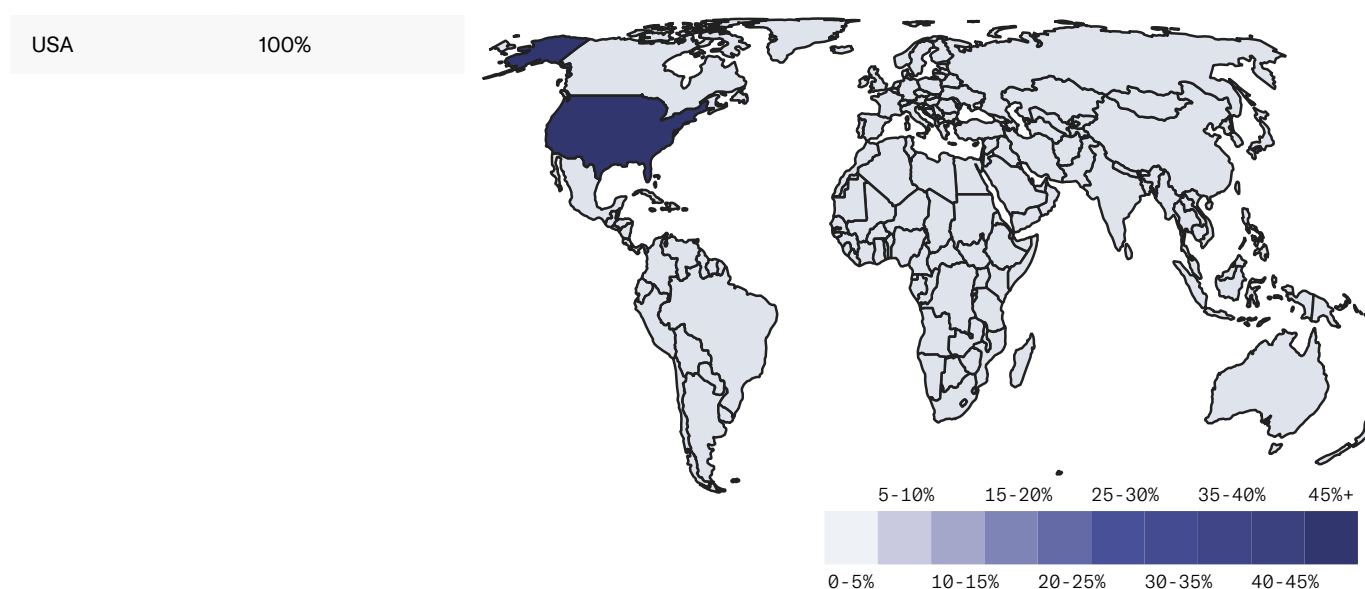
## PRODUCT COMPOSITION BY COUNTRY



## PRODUCT COMPOSITION BY CURRENCY



## COUNTRY EXPOSURE MAP



## TOP 5 - BEST PERFORMERS

Name	Short name	Currency	Last price	Performance
NVIDIA CORP	NVDA UW	USD	166.02	90.22%
KEYSIGHT TECHNOLOGIES IN	KEYS UN	USD	271.10	84.46%
INTEL CORP	INTC UW	USD	41.52	83.95%
ALPHABET INC-CL A	GOOGL UW	USD	275.34	73.79%
ARISTA NETWORKS INC	ANET UN	USD	116.13	73.73%

## WORST 5 - PERFORMERS

Name	Short name	Currency	Last price	Performance
WORKDAY INC-CLASS A	WDAY UW	USD	129.16	-46.15%

FAIR ISAAC CORP	FICO UN	USD	1'047.94	-45.56%
ADOBE INC	ADBE UW	USD	241.87	-41.59%
INTUIT INC	INTU UW	USD	429.03	-32.59%
SALESFORCE INC	CRM UN	USD	186.32	-28.88%

## TOP 5 - LARGEST HOLDINGS

Name	Short name	Currency	Last price	Percentage
KEYSIGHT TECHNOLOGIES IN	KEYS UN	USD	271.10	5.69%
F5 INC	FFIV UW	USD	281.47	4.75%
NETAPP INC	NTAP UW	USD	101.84	4.65%
CISCO SYSTEMS INC	CSCO UW	USD	77.94	4.53%
HP INC	HPQ UN	USD	19.20	4.53%

## CORPORATE ACTIONS

Action summary	Affected component	Causing underlying	Ex-date	New units / AMC	Old units / AMC	Type
Reinvested dividend	NVDA UW	NVDA UW	11.03.2026	0.037622	0.03762	DIVIDEND
Reinvested dividend	HPQ UN	HPQ UN	11.03.2026	0.368966	0.364822	DIVIDEND
Reinvested dividend	GOOGL UW	GOOGL UW	09.03.2026	0.020872	0.020862	DIVIDEND
Reinvested dividend	QCOM UW	QCOM UW	05.03.2026	0.045718	0.045514	DIVIDEND
Reinvested dividend	MSFT UW	MSFT UW	19.02.2026	0.014984	0.01496	DIVIDEND

## COMPOSITION

### CASH

Currency	ISIN	Name	Total units	Units / AMC	Short name	Percentage
CHF	-	CHF	0	0 CHF		0.00%

### STOCKS

Currency	ISIN	Name	Total units	Units / AMC	Short name	Percentage
USD	US49338L1035	KEYSIGHT TECHNOLOGIES IN	60	0.032059	KEYS UN	5.69%

USD	US3156161024	F5 INC	48	0.025804	FFIV UW	4.75%
USD	US64110D1046	NETAPP INC	130	0.069755	NTAP UW	4.65%
USD	US17275R1023	CISCO SYSTEMS INC	167	0.089365	CSCO UW	4.53%
USD	US40434L1052	HP INC	673	0.360804	HPQ UN	4.53%
USD	US0382221051	APPLIED MATERIALS INC	40	0.021217	AMAT UW	4.52%
USD	US4581401001	INTEL CORP	304	0.162985	INTC UW	4.42%
USD	US0378331005	APPLE INC	50	0.026903	AAPL UW	4.37%
USD	US34959E1091	FORTINET INC	156	0.083707	FTNT UW	4.36%
USD	US8825081040	TEXAS INSTRUMENTS INC	66	0.035491	TXN UW	4.36%
USD	US67066G1040	NVIDIA CORP	69	0.036789	NVDA UW	4.00%
USD	US0527691069	AUTODESK INC	47	0.025388	ADSK UW	3.94%
USD	US6974351057	PALO ALTO NETWORKS INC	70	0.037339	PANW UW	3.80%
USD	US7475251036	QUALCOMM INC	83	0.044707	QCOM UW	3.74%
USD	US0404132054	ARISTA NETWORKS INC	90	0.048079	ANET UN	3.68%
USD	US02079K3059	ALPHABET INC-CL A	38	0.02041	GOOGL UW	3.68%
USD	US4592001014	INTL BUSINESS MACHINES CORP	44	0.023442	IBM UN	3.66%
USD	US79466L3024	SALESFORCE INC	56	0.029751	CRM UN	3.63%
USD	US00724F1012	ADOBE INC	42	0.022776	ADBE UW	3.62%
USD	US81762P1021	SERVICENOW INC	95	0.05102	NOW UN	3.53%
USD	US4612021034	INTUIT INC	23	0.012328	INTU UW	3.48%
USD	US5949181045	MICROSOFT CORP	27	0.014652	MSFT UW	3.46%
USD	US68389X1054	ORACLE CORP	70	0.037505	ORCL UN	3.43%
USD	US3032501047	FAIR ISAAC CORP	8	0.004492	FICO UN	3.10%
USD	US98138H1014	WORKDAY INC-CLASS A	68	0.036378	WDAY UW	3.09%

## IMPORTANT LEGAL NOTICE

---

This document is for information purposes only and may not be used for marketing purposes. The information provided herein is intended solely for investors already invested in the product. This document has been prepared by Zürcher Kantonalbank with due diligence. However, the Zürcher Kantonalbank does not guarantee the accuracy and completeness of the information contained therein and accepts any liability for damages arising from the use of this document. It does not constitute an offer or a recommendation to purchase, hold or sell financial instruments or to obtain products and services, nor does it form the basis for a contract or obligations of any kind. Furthermore, this document contains general information and does not take into account personal investment objectives or the financial situation or special needs of a specific recipient. The recipient should carefully check the information for compatibility with his/her personal circumstances before making any investment decision. For the assessment of legal, regulatory, tax and other implications, the recipient is advised to seek professional advice. Past performance and returns are no guarantee of future investment performance. Please note that the performance data do not take into account the annual fees. Every investment is associated with risks, in particular those of fluctuations in value, earnings and possibly exchange rates. For an assessment of the specific risks of investments, it is recommended that you consult the risk information provided by the bank (e.g. risk brochure, prospectuses, key information document or other product documentation)". This document does not constitute a (base) prospectus, final terms or key information document. The base prospectus, the final terms and any key information document may be obtained free of charge from Zürcher Kantonalbank, Bahnhofstrasse 9, 8001 Zurich, VRIE Department, and from [www.zk.b.ch/finanzinformationen](http://www.zk.b.ch/finanzinformationen). Please note that all telephone conversations with trading or sales units of the Zürcher Kantonalbank are recorded. By calling you consent tacitly to the recording.