

Premier Dividend Strategy USD CH1218260847

FACTS AND FIGURES

ISIN	CH1218260847	Currency	USD	Maturity Date	Open End
NAV Date	30.03.2026	Valor	121826084	Issue Date	05.11.2024
NAV	120.46	Mgmt Fee (total, p.a.)	1.5%	Other Fee (p.a.)	N/A
Rebalancing	Discretionary	Components	35	Certificates	28'402
Issuer	Zürcher Kantonalbank	Investment Manager	Colombo Wealth SA	AuM	USD 3'421'319

PRODUCT STRATEGY

The Investment Manager selects a global basket of diversified securities through quantitative and qualitative analysis of leading companies with strong balance sheets and a focus on sustainable dividends. The number of equally weighted stocks are complemented by a selection of a high-quality Exchange Traded Funds. The diversification among regions and sectors aims to offer a relatively low volatility.

The Title Universe consists of Equities, ETFs and Cash. The investment manager ensures that the cash position never exceeds 50% of the certificate's value.

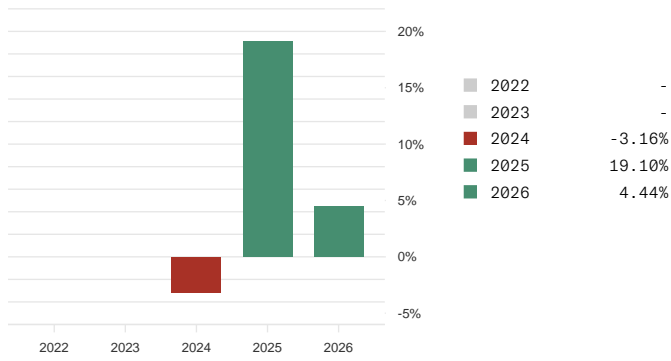
PRICE CHART



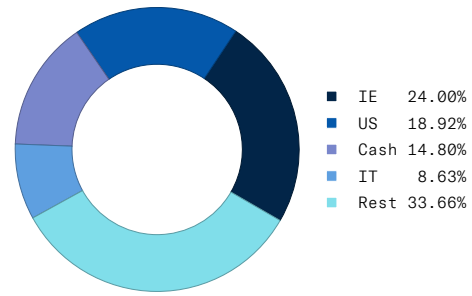
HISTORICAL VOLATILITY



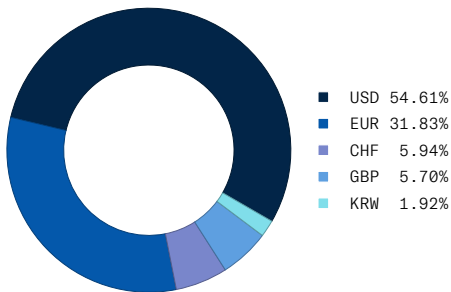
PERFORMANCE ANNUAL



PRODUCT COMPOSITION BY COUNTRY

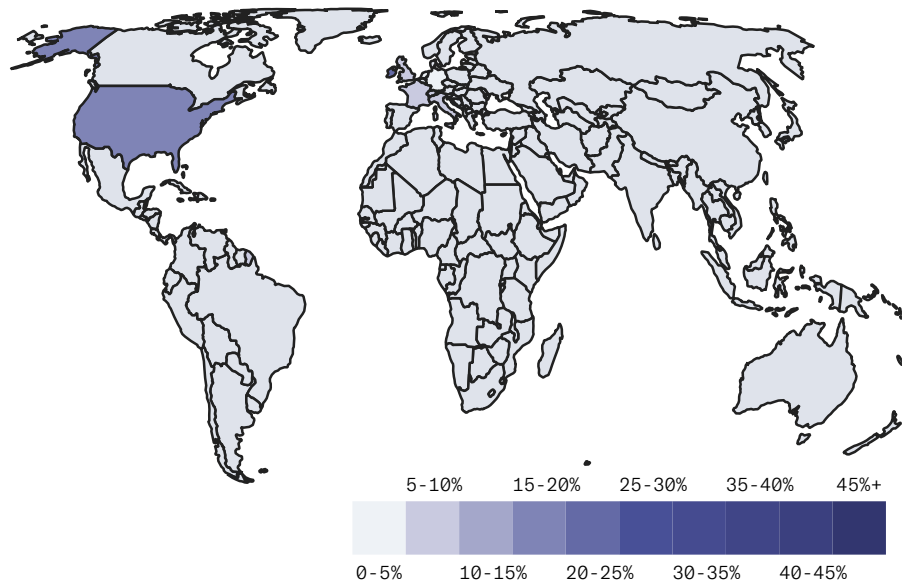


PRODUCT COMPOSITION BY CURRENCY



COUNTRY EXPOSURE MAP

Ireland	24%
USA	18.92%
USD	14.8%
Italy	8.63%
UK	8.22%
Switzerland	7.99%
France	7.25%
Germany	3.8%
Netherlands	2.35%
Other	4.04%



TOP 5 - BEST PERFORMERS

Name	Short name	Currency	Last price	Performance
------	------------	----------	------------	-------------

ENGIE	ENGI FP	EUR	27.88	67.2%
ENI SPA	ENI IM	EUR	24.75	65.78%
EXXON MOBIL CORP	XOM UN	USD	171.49	45.4%
TOTALENERGIES SE	TTE FP	EUR	79.89	44.62%
BRITISH AMERICAN TOBACCO PLC	BATS LN	GBP	4'414.79	41.88%

WORST 5 - PERFORMERS

Name	Short name	Currency	Last price	Performance
STRYKER CORP	SYK UN	USD	328.64	-9.6%
RECKITT BENCKISER GROUP PLC	RKT LN	GBP	5'162.58	-7.67%
NETAPP INC	NTAP UW	USD	101.84	-4.47%
BKW AG	BKW SE	CHF	155.88	-3.02%
INVESCO S&P 500 HDLV DIST	HDLV LN	USD	37.11	1.13%

TOP 5 - LARGEST HOLDINGS

Name	Short name	Currency	Last price	Percentage
USD	USD	USD	1.00	14.80%
FRKLN EUR QULTY DVD ETF	FRXD LN	EUR	36.33	5.16%
INVESCO S&P 500 HDLV DIST	HDLV LN	USD	37.11	4.82%
ISHARES USD TRSRY 1-3Y USD A	IBTA LN	USD	5.92	4.78%
SS SPDR S&P GLOBAL DIVIDEND	GLDV LN	USD	37.26	4.65%

CORPORATE ACTIONS

Action summary	Affected component	Causing underlying	Ex-date	New units / AMC	Old units / AMC	Type
Reinvested dividend	BATS LN	BATS LN	26.03.2026	0.042264	0.04167	DIVIDEND
Reinvested dividend	ENI IM	ENI IM	23.03.2026	0.127268	0.126229	DIVIDEND
Reinvested dividend	MRK UN	MRK UN	16.03.2026	0.021861	0.021749	DIVIDEND
Reinvested dividend	CB UN	CB UN	13.03.2026	0.007722	0.007699	DIVIDEND

Reinvested dividend	KO UN	KO UN	13.03.2026	0.032982	0.032824	DIVIDEND
---------------------	-------	-------	------------	----------	----------	----------

COMPOSITION

CASH

Currency	ISIN	Name	Total units	Units / AMC	Short name	Percentage
USD	-	USD	504'688	17.769465	USD	14.80%

ETFs

Currency	ISIN	Name	Total units	Units / AMC	Short name	Percentage
EUR	IE00BF2B0L69	FRKLN EUR QULTY DVD ETF	4'228	0.148847	FRXD LN	5.16%
USD	IE00BWTN6Y99	INVESTCO S&P 500 HDLV DIST	4'427	0.155864	HDLV LN	4.82%
USD	IE00BYXPSP02	ISHARES USD TRSRY 1-3Y USD A	27'525	0.969114	IBTA LN	4.78%
USD	IE00B9CQXS71	SS SPDR S&P GLOBAL DIVIDEND	4'258	0.149917	GLDV LN	4.65%
USD	IE00BKPSFC54	ISHARE MSCI WOR QU DVD AD-UA	15'019	0.528801	WQDA NA	4.58%

STOCKS

Currency	ISIN	Name	Total units	Units / AMC	Short name	Percentage
EUR	IT0003132476	ENI SPA	3'539	0.124615	ENI IM	2.92%
EUR	FR0000120271	TOTALENERGIES SE	1'048	0.036885	TTE FP	2.85%
USD	US30231G1022	EXXON MOBIL CORP	548	0.019304	XOM UN	2.76%
EUR	GB00BP6MXD84	SHELL PLC	1'831	0.064472	SHELL NA	2.52%
EUR	FR0010208488	ENGIE	2'634	0.092748	ENGI FP	2.47%
USD	US4781601046	JOHNSON & JOHNSON	345	0.012135	JNJ UN	2.45%
EUR	NL0011794037	KONINKLIJKE AHOLD DELHAIZE N	1'729	0.060868	AD NA	2.35%
EUR	ES0144580Y14	IBERDROLA SA	3'201	0.112689	IBE SQ	2.12%
USD	US58933Y1055	MERCK & CO. INC.	608	0.021413	MRK UN	2.11%
GBp	GB00BDR05C01	NATIONAL GRID PLC	4'192	0.147588	NG/ LN	2.06%
USD	US1912161007	COCA-COLA CO/THE	918	0.032306	KO UN	2.05%
USD	US12572Q1058	CME GROUP INC	235	0.008277	CME UW	2.05%

USD	CH0044328745	CHUBB LTD	215	0.007564	CB UN	2.05%
CHF	CH0126881561	SWISS RE AG	426	0.014985	SREN SE	2.05%
GBp	GB0002875804	BRITISH AMERICAN TOBACCO PLC	1'184	0.041678	BATS LN	2.03%
USD	US17275R1023	CISCO SYSTEMS INC	892	0.031413	CSCO UW	2.02%
CHF	CH0011075394	ZURICH INSURANCE GROUP AG	96	0.00338	ZURN SE	1.96%
EUR	IT0003128367	ENEL SPA	6'175	0.217409	ENEL IM	1.95%
EUR	IT0000062072	GENERALI	1'689	0.059477	G IM	1.94%
USD	US64110D1046	NETAPP INC	654	0.023031	NTAP UW	1.94%
CHF	CH0130293662	BKW AG	340	0.011973	BKW SE	1.93%
EUR	FR0000120628	AXA SA	1'476	0.051975	CS FP	1.93%
KRW	KR7005930003	SAMSUNG ELECTRONICS CO LTD	570	0.02007	O05930 KP	1.92%
EUR	DE0005552004	DHL GROUP	1'273	0.044814	DHL GY	1.91%
EUR	DE0008404005	ALLIANZ SE-REG	157	0.005544	ALV GY	1.89%
USD	US00287Y1091	ABBVIE INC	292	0.010297	ABV UN	1.83%
EUR	IT0003796171	POSTE ITALIANE SPA	2'703	0.095164	PST IM	1.81%
USD	US8636671013	STRYKER CORP	179	0.006317	SYK UN	1.72%
GBp	GB00BSZBP530	RECKITT BENCKISER GROUP PLC	813	0.028622	RKT LN	1.61%

IMPORTANT LEGAL NOTICE

This document is for information purposes only and may not be used for marketing purposes. The information provided herein is intended solely for investors already invested in the product. This document has been prepared by Zürcher Kantonalbank with due diligence. However, the Zürcher Kantonalbank does not guarantee the accuracy and completeness of the information contained therein and accepts any liability for damages arising from the use of this document. It does not constitute an offer or a recommendation to purchase, hold or sell financial instruments or to obtain products and services, nor does it form the basis for a contract or obligations of any kind. Furthermore, this document contains general information and does not take into account personal investment objectives or the financial situation or special needs of a specific recipient. The recipient should carefully check the information for compatibility with his/her personal circumstances before making any investment decision. For the assessment of legal, regulatory, tax and other implications, the recipient is advised to seek professional advice. Past performance and returns are no guarantee of future investment performance. Please note that the performance data do not take into account the annual fees. Every investment is associated with risks, in particular those of fluctuations in value, earnings and possibly exchange rates. For an assessment of the specific risks of investments, it is recommended that you consult the risk information provided by the bank (e.g. risk brochure, prospectuses, key information document or other product documentation)". This document does not constitute a (base) prospectus, final terms or key information document. The base prospectus, the final terms and any key information document may be obtained free of charge from Zürcher Kantonalbank, Bahnhofstrasse 9, 8001 Zurich, VRIE Department, and from www.zk.b.ch/finanzinformationen. Please note that all telephone conversations with trading or sales units of the Zürcher Kantonalbank are recorded. By calling you consent tacitly to the recording.