

# Premier Dividend Strategy EUR CH1218260821

## FACTS AND FIGURES

<b>ISIN</b>	CH1218260821	<b>Currency</b>	EUR	<b>Maturity Date</b>	Open End
<b>NAV Date</b>	30.03.2026	<b>Valor</b>	121826082	<b>Issue Date</b>	05.11.2024
<b>NAV</b>	117.91	<b>Mgmt Fee (total, p.a.)</b>	1.5%	<b>Other Fee (p.a.)</b>	N/A
<b>Rebalancing</b>	Discretionary	<b>Components</b>	35	<b>Certificates</b>	61'276
<b>Issuer</b>	Zürcher Kantonalbank	<b>Investment Manager</b>	Colombo Wealth SA	<b>AuM</b>	EUR 7'224'994

## PRODUCT STRATEGY

The Investment Manager selects a global basket of diversified securities through quantitative and qualitative analysis of leading companies with strong balance sheets and a focus on sustainable dividends. The number of equally weighted stocks are complemented by a selection of a high-quality Exchange Traded Funds. The diversification among regions and sectors aims to offer a relatively low volatility.

The Title Universe consists of Equities, ETFs and Cash. The investment manager ensures that the cash position never exceeds 50% of the certificate's value.

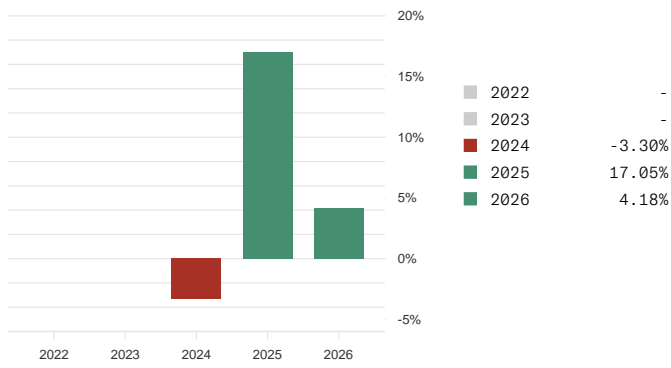
## PRICE CHART



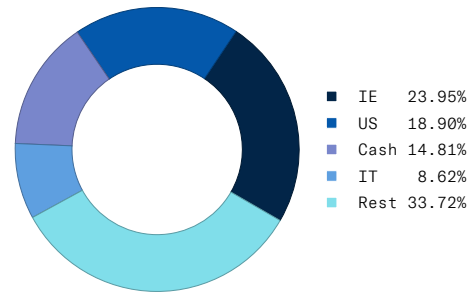
## HISTORICAL VOLATILITY



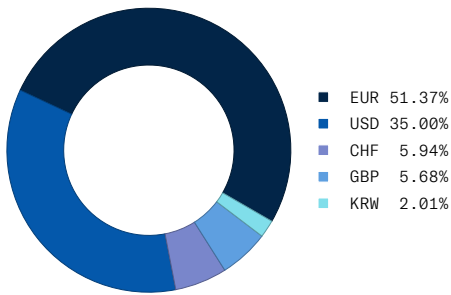
## PERFORMANCE ANNUAL



## PRODUCT COMPOSITION BY COUNTRY

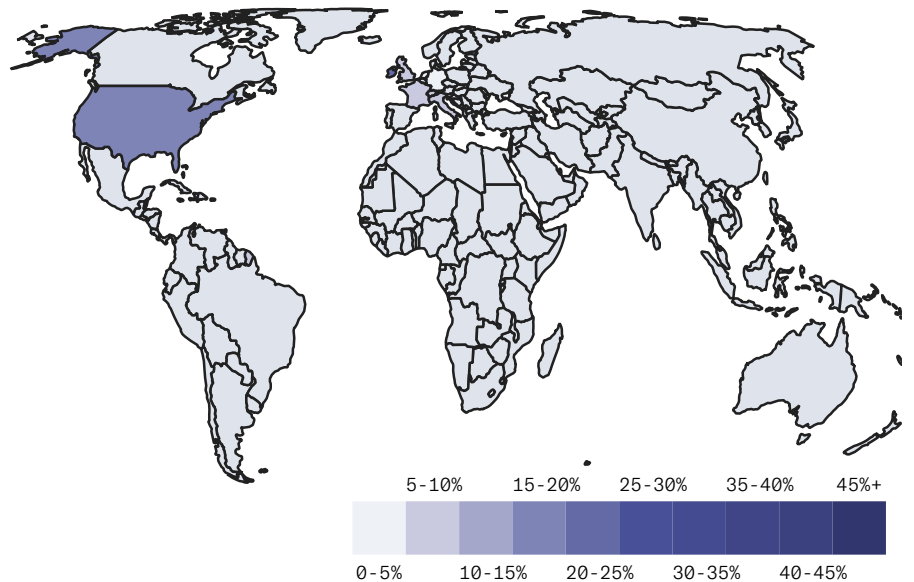


## PRODUCT COMPOSITION BY CURRENCY



## COUNTRY EXPOSURE MAP

Ireland	23.95%
USA	18.9%
EUR	14.81%
Italy	8.62%
UK	8.22%
Switzerland	7.99%
France	7.24%
Germany	3.8%
Netherlands	2.35%
Other	4.13%



## TOP 5 - BEST PERFORMERS

Name	Short name	Currency	Last price	Performance
------	------------	----------	------------	-------------

ENGIE	ENGI FP	EUR	27.88	66.85%
ENI SPA	ENI IM	EUR	24.75	63.28%
BRITISH AMERICAN TOBACCO PLC	BATS LN	GBP	4'414.79	49.18%
EXXON MOBIL CORP	XOM UN	USD	171.49	45.4%
TOTALENERGIES SE	TTE FP	EUR	79.89	44.43%

## WORST 5 - PERFORMERS

Name	Short name	Currency	Last price	Performance
STRYKER CORP	SYK UN	USD	328.64	-9.6%
RECKITT BENCKISER GROUP PLC	RKT LN	GBP	5'162.58	-9.46%
NETAPP INC	NTAP UW	USD	101.84	-4.5%
BKW AG	BKW SE	CHF	155.88	-4.03%
ISHARES EURO GOVT BOND 1-3Y	CSBGE3 SE	EUR	115.44	0.09%

## TOP 5 - LARGEST HOLDINGS

Name	Short name	Currency	Last price	Percentage
EUR	EUR	EUR	1.00	14.81%
FRKLN EUR QULTY DVD ETF	FRXD LN	EUR	36.33	5.15%
INVESCO S&P 500 HDLV DIST	HDLV LN	USD	37.11	4.83%
ISHARES EURO GOVT BOND 1-3Y	CSBGE3 SE	EUR	115.44	4.74%
SS SPDR S&P GLOBAL DIVIDEND	GLDV LN	USD	37.26	4.66%

## CORPORATE ACTIONS

Action summary	Affected component	Causing underlying	Ex-date	New units / AMC	Old units / AMC	Type
Reinvested dividend	BATS LN	BATS LN	26.03.2026	0.047742	0.047072	DIVIDEND
Reinvested dividend	ENI IM	ENI IM	23.03.2026	0.142886	0.141719	DIVIDEND
Reinvested dividend	MRK UN	MRK UN	16.03.2026	0.024858	0.02473	DIVIDEND

Reinvested dividend	KO UN	KO UN	13.03.2026	0.037236	0.037057	DIVIDEND
Reinvested dividend	CB UN	CB UN	13.03.2026	0.008717	0.008691	DIVIDEND

## COMPOSITION

### CASH

Currency	ISIN	Name	Total units	Units / AMC	Short name	Percentage
EUR	-	EUR	1'070'773	17.474586	EUR	14.81%

### ETFs

Currency	ISIN	Name	Total units	Units / AMC	Short name	Percentage
EUR	IE00BF2B0L69	FRKLN EUR QULTY DVD ETF	10'251	0.167292	FRXD LN	5.15%
USD	IE00BWTN6Y99	INVESCO S&P 500 HDLV DIST	10'776	0.175863	HDLV LN	4.83%
EUR	IE00B3VTMJ91	ISHARES EURO GOVT BOND 1-3Y	2'971	0.048479	CSBGE3 SE	4.74%
USD	IE00B9CQXS71	SS SPDR S&P GLOBAL DIVIDEND	10'375	0.169317	GLDV LN	4.66%
USD	IE00BKPSFC54	ISHARE MSCI WOR QU DVD AD-UA	36'372	0.59357	WQDA NA	4.57%

### STOCKS

Currency	ISIN	Name	Total units	Units / AMC	Short name	Percentage
EUR	IT0003132476	ENI SPA	8'576	0.139955	ENI IM	2.91%
EUR	FR0000120271	TOTALENERGIES SE	2'541	0.04147	TTE FP	2.85%
USD	US30231G1022	EXXON MOBIL CORP	1'329	0.021684	XOM UN	2.75%
EUR	GB00BP6MXD84	SHELL PLC	4'486	0.073206	SHELL NA	2.54%
EUR	FR0010208488	ENGIE	6'411	0.10462	ENGI FP	2.47%
USD	US4781601046	JOHNSON & JOHNSON	835	0.013631	JNJ UN	2.44%
EUR	NL0011794037	KONINKLIJKE AHOLD DELHAIZE N	4'194	0.068452	AD NA	2.35%
USD	US58933Y1055	MERCK & CO. INC.	1'490	0.024323	MRK UN	2.12%
EUR	ES0144580Y14	IBERDROLA SA	7'780	0.126961	IBE SQ	2.12%
GBP	GB00BDR05C01	NATIONAL GRID PLC	10'129	0.165301	NG/ LN	2.05%
CHF	CH0126881561	SWISS RE AG	1'035	0.016897	SREN SE	2.05%

USD	US1912161007	COCA-COLA CO/THE	2'224	0.036294	KO UN	2.05%
USD	CH0044328745	CHUBB LTD	521	0.008496	CB UN	2.04%
USD	US12572Q1058	CME GROUP INC	569	0.009285	CME UW	2.04%
GBP	GB0002875804	BRITISH AMERICAN TOBACCO PLC	2'870	0.04684	BATS LN	2.02%
USD	US17275R1023	CISCO SYSTEMS INC	2'161	0.03526	CSCO UW	2.01%
KRW	KR7005930003	SAMSUNG ELECTRONICS CO LTD	1'448	0.023634	005930 KP	2.01%
EUR	IT0003128367	ENEL SPA	15'136	0.247013	ENEL IM	1.97%
CHF	CH0011075394	ZURICH INSURANCE GROUP AG	233	0.003807	ZURN SE	1.96%
USD	US64110D1046	NETAPP INC	1'588	0.025915	NTAP UW	1.94%
EUR	IT0000062072	GENERALI	4'092	0.066774	G IM	1.93%
CHF	CH0130293662	BKW AG	825	0.013466	BKW SE	1.93%
EUR	FR0000120628	AXA SA	3'580	0.058431	CS FP	1.92%
EUR	DE0005552004	DHL GROUP	3'087	0.050373	DHL GY	1.91%
EUR	DE0008404005	ALLIANZ SE-REG	382	0.006231	ALV GY	1.89%
USD	US00287Y1091	ABBVIE INC	713	0.011634	ABBV UN	1.83%
EUR	IT0003796171	POSTE ITALIANE SPA	6'555	0.106969	PST IM	1.81%
USD	US8636671013	STRYKER CORP	434	0.007087	SYK UN	1.71%
GBP	GB00BSZBP530	RECKITT BENCKISER GROUP PLC	1'970	0.032152	RKT LN	1.60%

## IMPORTANT LEGAL NOTICE

This document is for information purposes only and may not be used for marketing purposes. The information provided herein is intended solely for investors already invested in the product. This document has been prepared by Zürcher Kantonalbank with due diligence. However, the Zürcher Kantonalbank does not guarantee the accuracy and completeness of the information contained therein and accepts any liability for damages arising from the use of this document. It does not constitute an offer or a recommendation to purchase, hold or sell financial instruments or to obtain products and services, nor does it form the basis for a contract or obligations of any kind. Furthermore, this document contains general information and does not take into account personal investment objectives or the financial situation or special needs of a specific recipient. The recipient should carefully check the information for compatibility with his/her personal circumstances before making any investment decision. For the assessment of legal, regulatory, tax and other implications, the recipient is advised to seek professional advice. Past performance and returns are no guarantee of future investment performance. Please note that the performance data do not take into account the annual fees. Every investment is associated with risks, in particular those of fluctuations in value, earnings and possibly exchange rates. For an assessment of the specific risks of investments, it is recommended that you consult the risk information provided by the bank (e.g. risk brochure, prospectuses, key information document or other product documentation)". This document does not constitute a (base) prospectus, final terms or key information document. The base prospectus, the final terms and any key information document may be obtained free of charge from Zürcher Kantonalbank, Bahnhofstrasse 9, 8001 Zurich, VRIE Department, and from [www.zk.b.ch/finanzinformationen](http://www.zk.b.ch/finanzinformationen). Please note that all telephone conversations with trading or sales units of the Zürcher Kantonalbank are recorded. By calling you consent tacitly to the recording.