

Sustainable Technology Basket CHF CH1105857846

FACTS AND FIGURES

| | | | | | |
|--------------------|----------------------|-------------------------------|-------------------|-------------------------|-------------|
| ISIN | CH1105857846 | Currency | CHF | Maturity Date | Open End |
| NAV Date | 28.11.2025 | Valor | 110585784 | Issue Date | 03.05.2021 |
| NAV | 139.19 | Mgmt Fee (total, p.a.) | 1.25% | Other Fee (p.a.) | N/A |
| Rebalancing | Discretionary | Components | 26 | Certificates | 1'866 |
| Issuer | Zürcher Kantonalbank | Investment Manager | Colombo Wealth SA | AuM | CHF 259'729 |

PRODUCT STRATEGY

The Investment Manager selects stocks with a focus on companies in the technology sector. The Investment Manager can hold a cash position. The Investment Manager continuously ensures that the cash quota does not exceed 50% of the certificate value at any time.

The Title Universe consists of equities and cash. The Underlying constituents are listed at a recognized exchange (World Federation of Exchanges or FESE (Federation of European Securities Exchanges)).

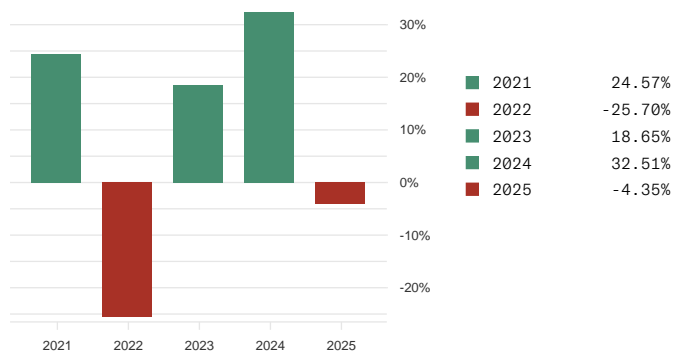
PRICE CHART



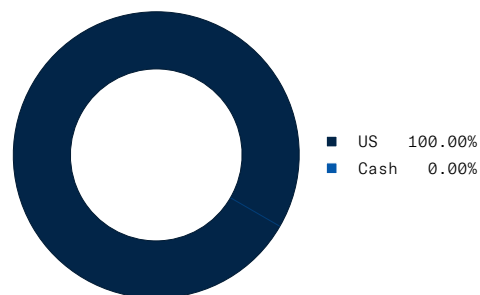
HISTORICAL VOLATILITY



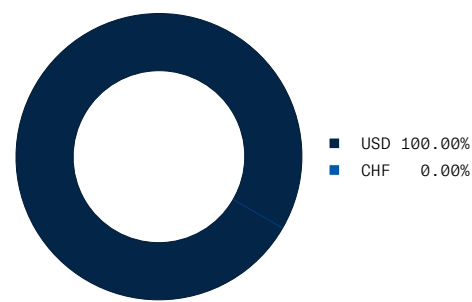
PERFORMANCE ANNUAL



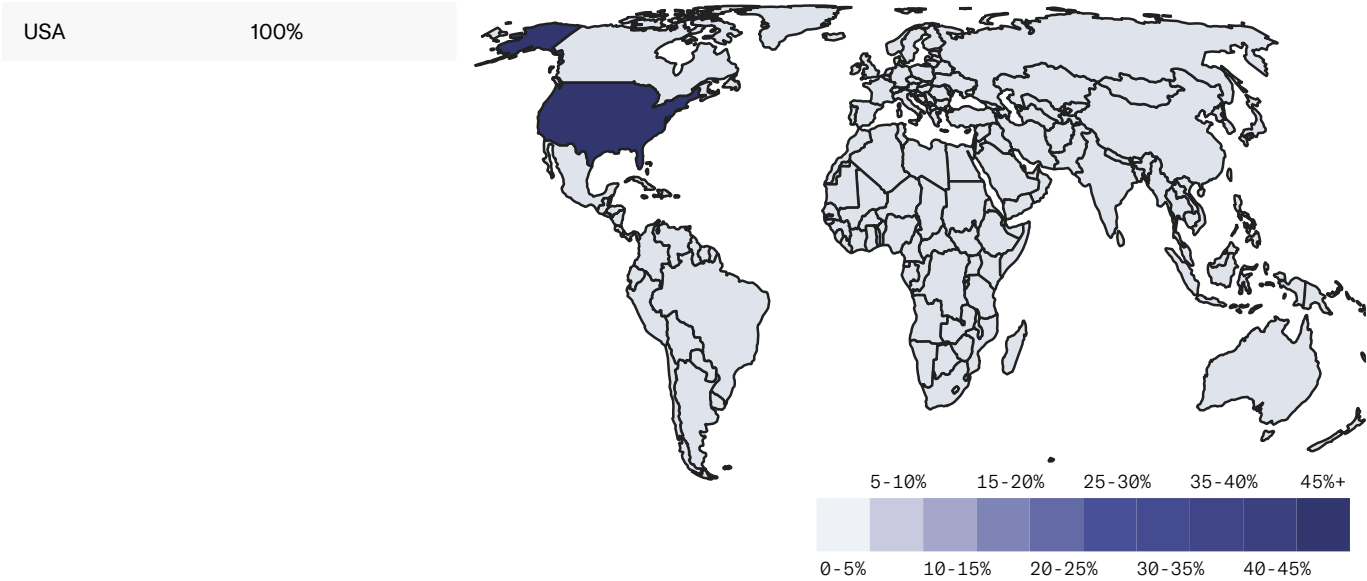
PRODUCT COMPOSITION BY COUNTRY



PRODUCT COMPOSITION BY CURRENCY



COUNTRY EXPOSURE MAP



TOP 5 - BEST PERFORMERS

| Name | Short name | Currency | Last price | Performance |
|---------------------|------------|----------|------------|-------------|
| NVIDIA CORP | NVDA UW | USD | 177.00 | 103.85% |
| ALPHABET INC-CL A | GOOGL UW | USD | 320.18 | 103.45% |
| ARISTA NETWORKS INC | ANET UN | USD | 130.68 | 95.5% |
| INTEL CORP | INTC UW | USD | 40.56 | 81.13% |
| ORACLE CORP | ORCL UN | USD | 201.95 | 72.31% |

WORST 5 - PERFORMERS

| Name | Short name | Currency | Last price | Performance |
|-----------|------------|----------|------------|-------------|
| ADOBE INC | ADBE UW | USD | 320.13 | -30.93% |

| | | | | |
|---------------------|---------|-----|----------|---------|
| WORKDAY INC-CLASS A | WDAY UW | USD | 215.62 | -19.25% |
| FAIR ISAAC CORP | FICO UN | USD | 1'805.83 | -15.5% |
| SALESFORCE INC | CRM UN | USD | 230.54 | -15.1% |
| F5 INC | FFIV UW | USD | 239.16 | -14.7% |

TOP 5 - LARGEST HOLDINGS

| Name | Short name | Currency | Last price | Percentage |
|-----------------------|------------|----------|------------|------------|
| ALPHABET INC-CL A | GOOGL UW | USD | 320.18 | 7.14% |
| INTEL CORP | INTC UW | USD | 40.56 | 6.40% |
| APPLIED MATERIALS INC | AMAT UW | USD | 252.25 | 5.33% |
| NVIDIA CORP | NVDA UW | USD | 177.00 | 5.07% |
| ARISTA NETWORKS INC | ANET UN | USD | 130.68 | 5.00% |

CORPORATE ACTIONS

| Action summary | Affected component | Causing underlying | Ex-date | New units / AMC | Old units / AMC | Type |
|---------------------|--------------------|--------------------|------------|-----------------|-----------------|----------|
| Reinvested dividend | MSFT UW | MSFT UW | 20.11.2025 | 0.013954 | 0.013936 | DIVIDEND |
| Reinvested dividend | AMAT UW | AMAT UW | 20.11.2025 | 0.037403 | 0.037352 | DIVIDEND |
| Reinvested dividend | AAPL UW | AAPL UW | 10.11.2025 | 0.029701 | 0.02968 | DIVIDEND |
| Reinvested dividend | IBM UN | IBM UN | 10.11.2025 | 0.024764 | 0.024669 | DIVIDEND |
| Reinvested dividend | TXN UW | TXN UW | 31.10.2025 | 0.033759 | 0.03355 | DIVIDEND |

COMPOSITION

CASH

| Currency | ISIN | Name | Total units | Units / AMC | Short name | Percentage |
|----------|------|------|-------------|-------------|------------|------------|
| CHF | - | CHF | 0 | 0 | CHF | 0.00% |

STOCKS

| Currency | ISIN | Name | Total units | Units / AMC | Short name | Percentage |
|----------|--------------|-------------------|-------------|-------------|------------|------------|
| USD | US02079K3059 | ALPHABET INC-CL A | 72 | 0.038783 | GOOGL UW | 7.14% |
| USD | US4581401001 | INTEL CORP | 512 | 0.274227 | INTC UW | 6.40% |

| | | | | | | |
|-----|--------------|-----------------------------|-----|----------|---------|-------|
| USD | US0382221051 | APPLIED MATERIALS INC | 69 | 0.03673 | AMAT UW | 5.33% |
| USD | US67066G1040 | NVIDIA CORP | 93 | 0.049827 | NVDA UW | 5.07% |
| USD | US0404132054 | ARISTA NETWORKS INC | 124 | 0.066491 | ANET UN | 5.00% |
| USD | US0378331005 | APPLE INC | 54 | 0.029166 | AAPL UW | 4.68% |
| USD | US68389X1054 | ORACLE CORP | 73 | 0.039136 | ORCL UN | 4.54% |
| USD | US17275R1023 | CISCO SYSTEMS INC | 187 | 0.100328 | CSCO UW | 4.44% |
| USD | US4592001014 | INTL BUSINESS MACHINES CORP | 45 | 0.024318 | IBM UN | 4.31% |
| USD | US49338L1035 | KEYSIGHT TECHNOLOGIES IN | 70 | 0.037746 | KEYS UN | 4.30% |
| USD | US64110D1046 | NETAPP INC | 117 | 0.062725 | NTAP UW | 4.02% |
| USD | US7475251036 | QUALCOMM INC | 76 | 0.040685 | QCOM UW | 3.93% |
| USD | US5949181045 | MICROSOFT CORP | 26 | 0.013703 | MSFT UW | 3.88% |
| USD | US0527691069 | AUTODESK INC | 39 | 0.020853 | ADSK UW | 3.64% |
| USD | US6974351057 | PALO ALTO NETWORKS INC | 59 | 0.031867 | PANW UW | 3.48% |
| USD | US4612021034 | INTUIT INC | 17 | 0.009309 | INTU UW | 3.39% |
| USD | US8825081040 | TEXAS INSTRUMENTS INC | 62 | 0.033152 | TXN UW | 3.21% |
| USD | US40434L1052 | HP INC | 411 | 0.220517 | HPQ UN | 3.10% |
| USD | US3156161024 | F5 INC | 41 | 0.021901 | FFIV UW | 3.01% |
| USD | US3032501047 | FAIR ISAAC CORP | 5 | 0.002873 | FICO UN | 2.98% |
| USD | US00724F1012 | ADOBE INC | 29 | 0.015502 | ADBE UW | 2.85% |
| USD | US98138H1014 | WORKDAY INC-CLASS A | 43 | 0.022996 | WDAY UW | 2.85% |
| USD | US81762P1021 | SERVICENOW INC | 11 | 0.006046 | NOW UN | 2.82% |
| USD | US79466L3024 | SALESFORCE INC | 40 | 0.021302 | CRM UN | 2.82% |
| USD | US34959E1091 | FORTINET INC | 112 | 0.059968 | FTNT UW | 2.80% |

IMPORTANT LEGAL NOTICE

This document is for information purposes only and may not be used for marketing purposes. The information provided herein is intended solely for investors already invested in the product. This document has been prepared by Zürcher Kantonalbank with due diligence. However, the Zürcher Kantonalbank does not guarantee the accuracy and completeness of the information contained therein and accepts any liability for damages arising from the use of this document. It does not constitute an offer or a recommendation to purchase, hold or sell financial instruments or to obtain products and services, nor does it form the basis for a contract or obligations of any kind. Furthermore, this document contains general information and does not take into account personal investment objectives or the financial situation or special needs of a specific recipient. The recipient should carefully check the information for compatibility with his/her personal circumstances before making any investment decision. For the assessment of legal, regulatory, tax and other implications, the recipient is advised to seek professional advice. Past performance and returns are no guarantee of future investment performance. Please note that the performance data do not take into account the annual fees. Every investment is associated with risks, in particular those of fluctuations in value, earnings and possibly exchange rates. For an assessment of the specific risks of investments, it is recommended that you consult the risk information provided by the bank (e.g. risk brochure, prospectuses, key information document or other product documentation)". This document does not constitute a (base) prospectus, final terms or key information document. The base prospectus, the final terms and any key information document may be obtained free of charge from Zürcher Kantonalbank, Bahnhofstrasse 9, 8001 Zurich, VRIE Department, and from www.zk.b.ch/finanzinformationen. Please note that all telephone conversations with trading or sales units of the Zürcher Kantonalbank are recorded. By calling you consent tacitly to the recording.