

# Sustainable Technology Basket EUR CH1105857853

## FACTS AND FIGURES

<b>ISIN</b>	CH1105857853	<b>Currency</b>	EUR	<b>Maturity Date</b>	Open End
<b>NAV Date</b>	29.08.2025	<b>Valor</b>	110585785	<b>Issue Date</b>	03.05.2021
<b>NAV</b>	165.80	<b>Mgmt Fee (total, p.a.)</b>	1.25%	<b>Other Fee (p.a.)</b>	N/A
<b>Rebalancing</b>	Discretionary	<b>Components</b>	25	<b>Certificates</b>	5'646
<b>Issuer</b>	Zürcher Kantonalbank	<b>Investment Manager</b>	Colombo Wealth SA	<b>AuM</b>	EUR 936'094

## PRODUCT STRATEGY

The Investment Manager selects stocks with a focus on companies in the technology sector. The Investment Manager can hold a cash position. The Investment Manager continuously ensures that the cash quota does not exceed 50% of the certificate value at any time.

The Title Universe consists of equities and cash. The Underlying constituents are listed at a recognized exchange (World Federation of Exchanges or FESE (Federation of European Securities Exchanges)).

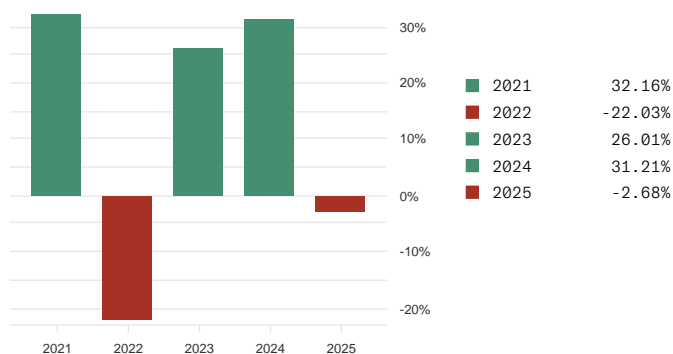
## PRICE CHART



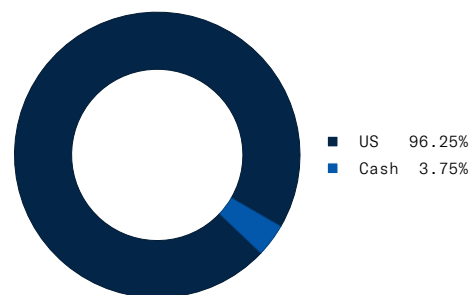
## HISTORICAL VOLATILITY



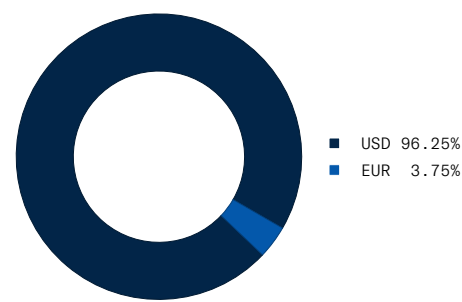
## PERFORMANCE ANNUAL



## PRODUCT COMPOSITION BY COUNTRY

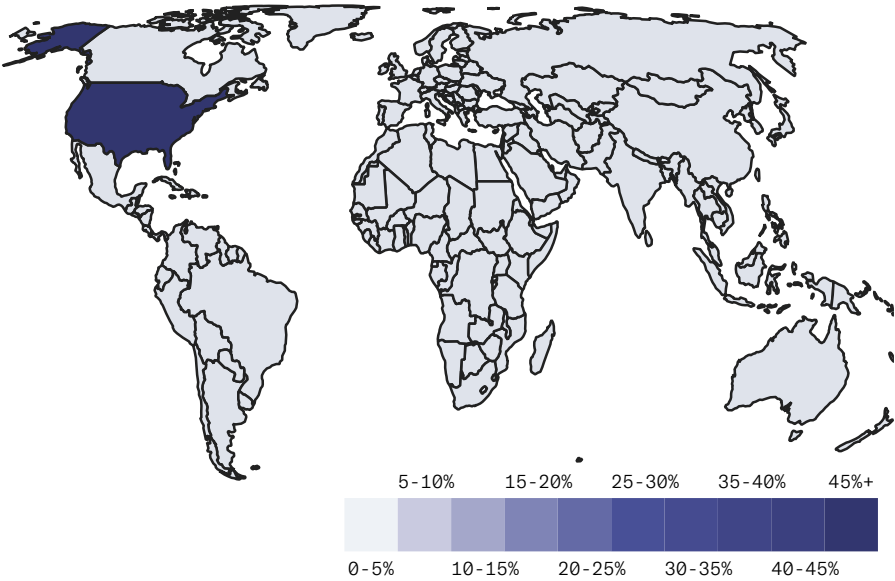


PRODUCT COMPOSITION BY CURRENCY



COUNTRY EXPOSURE MAP

USA	96.25%
EUR	3.75%



TOP 5 - BEST PERFORMERS

Name	Short name	Currency	Last price	Performance
CORNING INC	GLW UN	USD	67.03	114.03%
NVIDIA CORP	NVDA UW	USD	174.18	111%
ARISTA NETWORKS INC	ANET UN	USD	136.55	106.09%
ORACLE CORP	ORCL UN	USD	226.13	96.63%
CISCO SYSTEMS INC	CSCO UW	USD	69.09	43.53%

WORST 5 - PERFORMERS

Name	Short name	Currency	Last price	Performance
ADOBE INC	ADBE UW	USD	356.70	-24.86%
APPLIED MATERIALS INC	AMAT UW	USD	160.76	-17.67%

SALESFORCE INC	CRM UN	USD	256.25	-5.63%
QUALCOMM INC	QCOM UW	USD	160.73	-1.64%
HP INC	HPQ UN	USD	28.54	0.1%

### TOP 5 - LARGEST HOLDINGS

Name	Short name	Currency	Last price	Percentage
CORNING INC	GLW UN	USD	67.03	5.36%
ARISTA NETWORKS INC	ANET UN	USD	136.55	5.03%
TRIMBLE INC	TRMB UW	USD	80.82	4.83%
LAM RESEARCH CORP	LRCX UW	USD	100.15	4.77%
ORACLE CORP	ORCL UN	USD	226.13	4.74%

### CORPORATE ACTIONS

Action summary	Affected component	Causing underlying	Ex-date	New units / AMC	Old units / AMC	Type
Reinvested dividend	GLW UN	GLW UN	29.08.2025	0.157755	0.157306	DIVIDEND
Reinvested dividend	AMAT UW	AMAT UW	21.08.2025	0.038994	0.038916	DIVIDEND
Reinvested dividend	MSFT UW	MSFT UW	21.08.2025	0.016929	0.016909	DIVIDEND
Reinvested dividend	AAPL UW	AAPL UW	11.08.2025	0.03116	0.031135	DIVIDEND
Reinvested dividend	TXN UW	TXN UW	31.07.2025	0.035479	0.0353	DIVIDEND

### COMPOSITION

#### CASH

Currency	ISIN	Name	Total units	Units / AMC	Short name	Percentage
EUR	-	EUR	35'191	6.232864	EUR	3.75%

#### STOCKS

Currency	ISIN	Name	Total units	Units / AMC	Short name	Percentage
USD	US2193501051	CORNING INC	877	0.155370	GLW UN	5.36%
USD	US0404132054	ARISTA NETWORKS INC	404	0.071547	ANET UN	5.03%
USD	US8962391004	TRIMBLE INC	656	0.116167	TRMB UW	4.83%

USD	US5128073062	LAM RESEARCH CORP	522	0.092494	LRCX UW	4.77%
USD	US68389X1054	ORACLE CORP	230	0.040745	ORCL UN	4.74%
USD	US02079K3059	ALPHABET INC-CL A	242	0.042829	GOOGL UW	4.69%
USD	US17275R1023	CISCO SYSTEMS INC	725	0.128423	CSCO UW	4.57%
USD	US67066G1040	NVIDIA CORP	279	0.049409	NVDA UW	4.43%
USD	US8716071076	SYNOPSYS INC	79	0.014070	SNPS UW	4.37%
USD	US5949181045	MICROSOFT CORP	94	0.016673	MSFT UW	4.35%
USD	US42824C1099	HEWLETT PACKARD ENTERPRISE	2'085	0.369284	HPE UN	4.29%
USD	US5951121038	MICRON TECHNOLOGY INC	374	0.066186	MU UW	4.05%
USD	US49338L1035	KEYSIGHT TECHNOLOGIES IN	255	0.045242	KEYS UN	3.80%
USD	US0079031078	ADVANCED MICRO DEVICES	255	0.045124	AMD UW	3.78%
USD	US0378331005	APPLE INC	173	0.030689	AAPL UW	3.67%
USD	US8825081040	TEXAS INSTRUMENTS INC	197	0.034942	TXN UW	3.64%
USD	US34959E1091	FORTINET INC	493	0.087328	FTNT UW	3.54%
USD	US81762P1021	SERVICENOW INC	42	0.007430	NOW UN	3.51%
USD	US7475251036	QUALCOMM INC	239	0.042290	QCOM UW	3.50%
USD	US6098391054	MONOLITHIC POWER SYSTEMS INC	44	0.007850	MPWR UW	3.38%
USD	US79466L3024	SALESFORCE INC	138	0.024436	CRM UN	3.22%
USD	US0382221051	APPLIED MATERIALS INC	217	0.038404	AMAT UW	3.18%
USD	US40434L1052	HP INC	1'109	0.196353	HPQ UN	2.88%
USD	US00724F1012	ADOBE INC	83	0.014669	ADBE UW	2.69%

## IMPORTANT LEGAL NOTICE

This document is for information purposes only and may not be used for marketing purposes. The information provided herein is intended solely for investors already invested in the product. This document has been prepared by Zürcher Kantonalbank with due diligence. However, the Zürcher Kantonalbank does not guarantee the accuracy and completeness of the information contained therein and accepts any liability for damages arising from the use of this document. It does not constitute an offer or a recommendation to purchase, hold or sell financial instruments or to obtain products and services, nor does it form the basis for a contract or obligations of any kind. Furthermore, this document contains general information and does not take into account personal investment objectives or the financial situation or special needs of a specific recipient. The recipient should carefully check the information for compatibility with his/her personal circumstances before making any investment decision. For the assessment of legal, regulatory, tax and other implications, the recipient is advised to seek professional advice. Past performance and returns are no guarantee of future investment performance. Please note that the performance data do not take into account the annual fees. Every investment is associated with risks, in particular those of fluctuations in value, earnings and possibly exchange rates. For an assessment of the specific risks of investments, it is recommended that you consult the risk information provided by the bank (e.g. risk brochure, prospectuses, key information document or other product documentation)". This document does not constitute a (base) prospectus, final terms or key information document. The base prospectus, the final terms and any key information document may be obtained free of charge from Zürcher Kantonalbank, Bahnhofstrasse 9, 8001 Zurich, VRIE Department, and from [www.zk.b.ch/finanzinformationen](http://www.zk.b.ch/finanzinformationen). Please note that all telephone conversations with trading or sales units of the Zürcher Kantonalbank are recorded. By calling you consent tacitly to the recording.