

# Sustainable Technology Basket USD CH1105857861

## FACTS AND FIGURES

<b>ISIN</b>	CH1105857861	<b>Currency</b>	USD	<b>Maturity Date</b>	Open End
<b>NAV Date</b>	30.05.2025	<b>Valor</b>	110585786	<b>Issue Date</b>	03.05.2021
<b>NAV</b>	138.52	<b>Mgmt Fee (total, p.a.)</b>	1.25%	<b>Other Fee (p.a.)</b>	N/A
<b>Rebalancing</b>	Discretionary	<b>Components</b>	26	<b>Certificates</b>	4'291
<b>Issuer</b>	Zürcher Kantonalbank	<b>Investment Manager</b>	Colombo Wealth SA	<b>AuM</b>	USD 594'399

## PRODUCT STRATEGY

The Investment Manager selects stocks with a focus on companies in the technology sector. The Investment Manager can hold a cash position. The Investment Manager continuously ensures that the cash quota does not exceed 50% of the certificate value at any time.

The Title Universe consists of equities and cash. The Underlying constituents are listed at a recognized exchange (World Federation of Exchanges or FESE (Federation of European Securities Exchanges)).

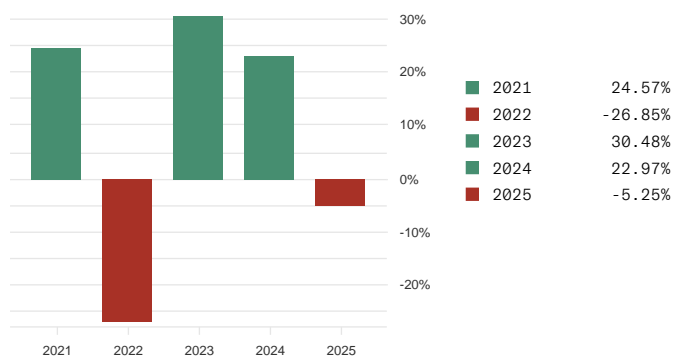
## PRICE CHART



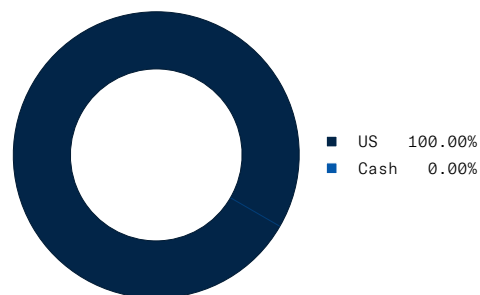
## HISTORICAL VOLATILITY



## PERFORMANCE ANNUAL



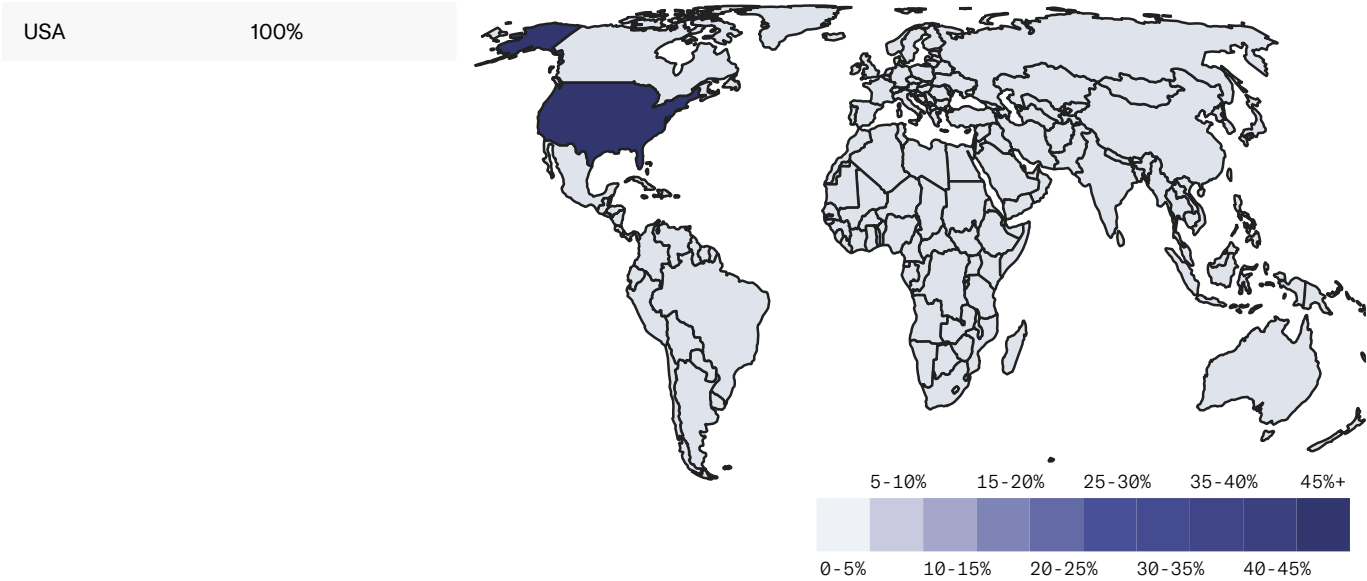
## PRODUCT COMPOSITION BY COUNTRY



PRODUCT COMPOSITION BY CURRENCY



COUNTRY EXPOSURE MAP



TOP 5 - BEST PERFORMERS

Name	Short name	Currency	Last price	Performance
FORTINET INC	FTNT UW	USD	101.78	62.07%
NVIDIA CORP	NVDA UW	USD	135.13	55.25%
SERVICENOW INC	NOW UN	USD	1'011.09	41.02%
ORACLE CORP	ORCL UN	USD	165.53	41.01%
CISCO SYSTEMS INC	CSCO UW	USD	63.04	30.96%

WORST 5 - PERFORMERS

Name	Short name	Currency	Last price	Performance
FAIR ISAAC CORP	FICO UN	USD	1'726.28	-19.68%
APPLIED MATERIALS INC	AMAT UW	USD	156.75	-19.21%

INTEL CORP	INTC UW	USD	19.55	-13.71%
HP INC	HPQ UN	USD	24.90	-12.6%
QUALCOMM INC	QCOM UW	USD	145.20	-10.83%

TOP 5 - LARGEST HOLDINGS

Name	Short name	Currency	Last price	Percentage
INTUIT INC	INTU UW	USD	753.47	4.67%
NVIDIA CORP	NVDA UW	USD	135.13	4.46%
ALPHABET INC-CL A	GOOGL UW	USD	171.74	4.39%
ORACLE CORP	ORCL UN	USD	165.53	4.28%
ADOBE INC	ADBE UW	USD	415.09	4.27%

CORPORATE ACTIONS

Action summary	Affected component	Causing underlying	Ex-date	New units / AMC	Old units / AMC	Type
Reinvested dividend	AMAT UW	AMAT UW	22.05.2025	0.034056	0.033989	DIVIDEND
Reinvested dividend	MSFT UW	MSFT UW	15.05.2025	0.012686	0.01267	DIVIDEND
Reinvested dividend	AAPL UW	AAPL UW	12.05.2025	0.025808	0.025785	DIVIDEND
Reinvested dividend	TXN UW	TXN UW	30.04.2025	0.029256	0.029082	DIVIDEND
Reinvested dividend	CRM UN	CRM UN	10.04.2025	0.020548	0.020525	DIVIDEND

COMPOSITION

CASH

Currency	ISIN	Name	Total units	Units / AMC	Short name	Percentage
USD	-	USD	0	0.000000	USD	0.00%

STOCKS

Currency	ISIN	Name	Total units	Units / AMC	Short name	Percentage
USD	US4612021034	INTUIT INC	37	0.008603	INTU UW	4.67%
USD	US6706661040	NVIDIA CORP	196	0.045755	NVDA UW	4.46%
USD	US02079K3059	ALPHABET INC-CL A	152	0.035501	GOOGL UW	4.39%
USD	US68389X1054	ORACLE CORP	154	0.035888	ORCL UN	4.28%

USD	US00724F1012	ADOBE INC	61	0.014260	ADBE UW	4.27%
USD	US5949181045	MICROSOFT CORP	54	0.012535	MSFT UW	4.16%
USD	US17275R1023	CISCO SYSTEMS INC	392	0.091281	CSCO UW	4.15%
USD	US4592001014	INTL BUSINESS MACHINES CORP	95	0.022096	IBM UN	4.13%
USD	US3156161024	F5 INC	86	0.019939	FFIV UW	4.10%
USD	US0527691069	AUTODESK INC	82	0.019173	ADSK UW	4.09%
USD	US64110D1046	NETAPP INC	244	0.056810	NTAP UW	4.06%
USD	US34959E1091	FORTINET INC	237	0.055223	FTNT UW	4.05%
USD	US81762P1021	SERVICENOW INC	24	0.005546	NOW UN	4.04%
USD	US6974351057	PALO ALTO NETWORKS INC	125	0.029093	PANW UW	4.03%
USD	US8825081040	TEXAS INSTRUMENTS INC	129	0.030147	TXN UW	3.97%
USD	US49338L1035	KEYSIGHT TECHNOLOGIES IN	149	0.034608	KEYS UN	3.92%
USD	US7475251036	QUALCOMM INC	159	0.037116	QCOM UW	3.88%
USD	US0378331005	APPLE INC	115	0.026793	AAPL UW	3.88%
USD	US0404132054	ARISTA NETWORKS INC	262	0.061136	ANET UN	3.82%
USD	US0382221051	APPLIED MATERIALS INC	144	0.033652	AMAT UW	3.80%
USD	US98138H1014	WORKDAY INC-CLASS A	90	0.021081	WDAY UW	3.76%
USD	US79466L3024	SALESFORCE INC	84	0.019482	CRM UN	3.73%
USD	US40434L1052	HP INC	857	0.199650	HPQ UN	3.58%
USD	US4581401001	INTEL CORP	1'070	0.249250	INTC UW	3.51%
USD	US3032501047	FAIR ISAAC CORP	11	0.002627	FICO UN	3.27%

## IMPORTANT LEGAL NOTICE

This document is for information purposes only and may not be used for marketing purposes. The information provided herein is intended solely for investors already invested in the product. This document has been prepared by Zürcher Kantonalbank with due diligence. However, the Zürcher Kantonalbank does not guarantee the accuracy and completeness of the information contained therein and accepts any liability for damages arising from the use of this document. It does not constitute an offer or a recommendation to purchase, hold or sell financial instruments or to obtain products and services, nor does it form the basis for a contract or obligations of any kind. Furthermore, this document contains general information and does not take into account personal investment objectives or the financial situation or special needs of a specific recipient. The recipient should carefully check the information for compatibility with his/her personal circumstances before making any investment decision. For the assessment of legal, regulatory, tax and other implications, the recipient is advised to seek professional advice. Past performance and returns are no guarantee of future investment performance. Please note that the performance data do not take into account the annual fees. Every investment is associated with risks, in particular those of fluctuations in value, earnings and possibly exchange rates. For an assessment of the specific risks of investments, it is recommended that you consult the risk information provided by the bank (e.g. risk brochure, prospectuses, key information document or other product documentation)". This document does not constitute a (base) prospectus, final terms or key information document. The base prospectus, the final terms and any key information document may be obtained free of charge from Zürcher Kantonalbank, Bahnhofstrasse 9, 8001 Zurich, VRIE Department, and from [www.zk.b.ch/finanzinformationen](http://www.zk.b.ch/finanzinformationen). Please note that all telephone conversations with trading or sales units of the Zürcher Kantonalbank are recorded. By calling you consent tacitly to the recording.