

# Sustainable Technology Basket EUR CH1105857853

## FACTS AND FIGURES

|                    |                      |                               |                   |                         |             |
|--------------------|----------------------|-------------------------------|-------------------|-------------------------|-------------|
| <b>ISIN</b>        | CH1105857853         | <b>Currency</b>               | EUR               | <b>Maturity Date</b>    | Open End    |
| <b>NAV Date</b>    | 29.04.2025           | <b>Valor</b>                  | 110585785         | <b>Issue Date</b>       | 03.05.2021  |
| <b>NAV</b>         | 136.64               | <b>Mgmt Fee (total, p.a.)</b> | 1.25%             | <b>Other Fee (p.a.)</b> | N/A         |
| <b>Rebalancing</b> | Discretionary        | <b>Components</b>             | 26                | <b>Certificates</b>     | 5'646       |
| <b>Issuer</b>      | Zürcher Kantonalbank | <b>Investment Manager</b>     | Colombo Wealth SA | <b>AuM</b>              | EUR 771'482 |

## PRODUCT STRATEGY

The Investment Manager selects stocks with a focus on companies in the technology sector. The Investment Manager can hold a cash position. The Investment Manager continuously ensures that the cash quota does not exceed 50% of the certificate value at any time.

The Title Universe consists of equities and cash. The Underlying constituents are listed at a recognized exchange (World Federation of Exchanges or FESE (Federation of European Securities Exchanges)).

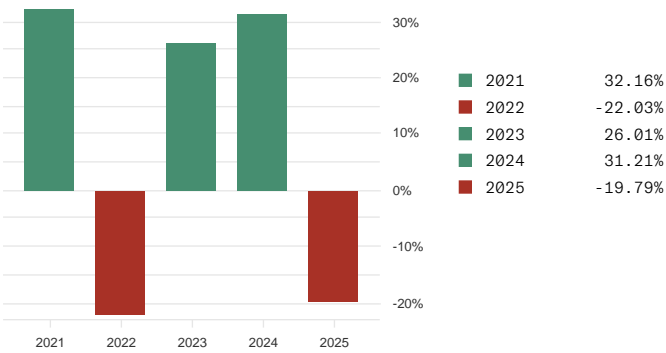
## PRICE CHART



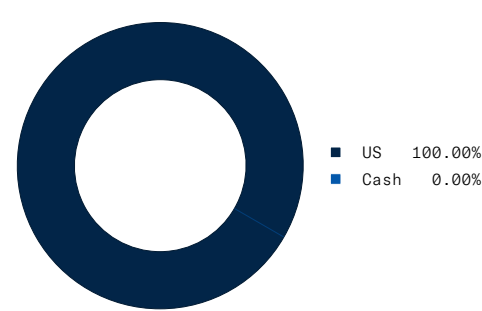
## HISTORICAL VOLATILITY



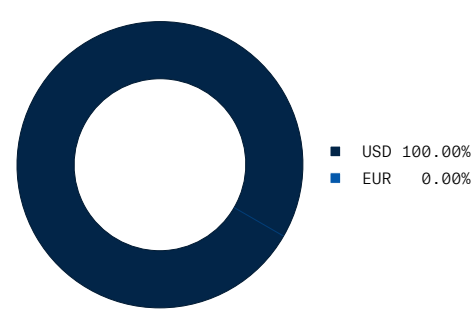
PERFORMANCE ANNUAL



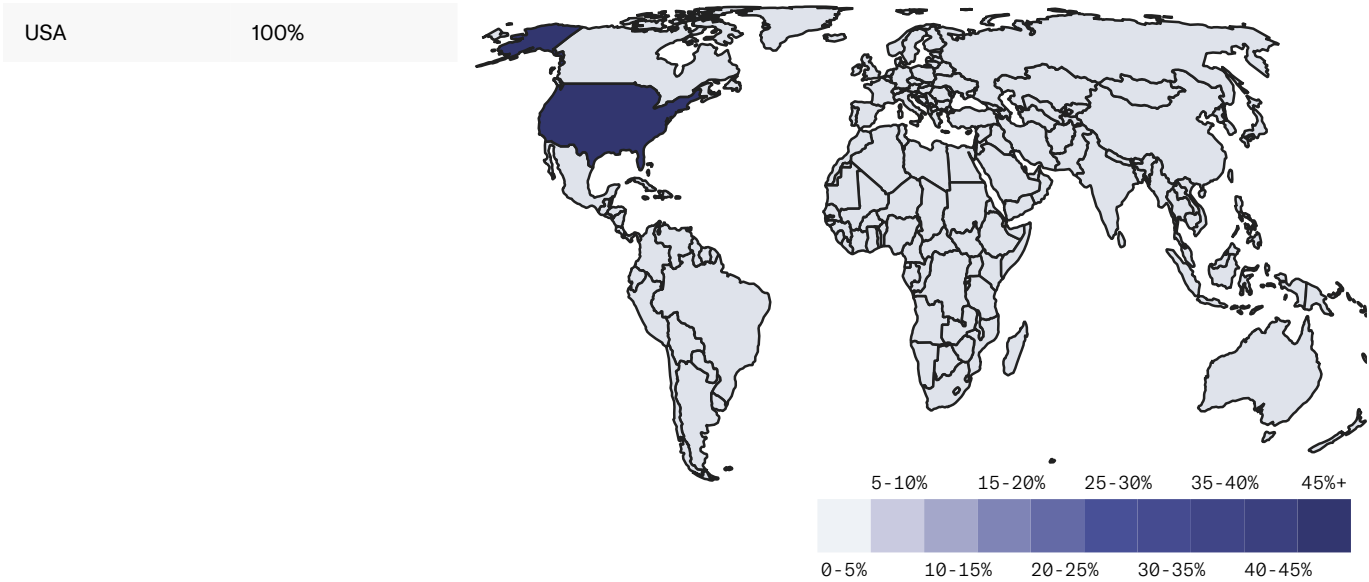
PRODUCT COMPOSITION BY COUNTRY



PRODUCT COMPOSITION BY CURRENCY



COUNTRY EXPOSURE MAP



TOP 5 - BEST PERFORMERS

| Name         | Short Name | Currency | Last price | Performance |
|--------------|------------|----------|------------|-------------|
| FORTINET INC | FTNT UW    | USD      | 104.21     | 65.94%      |
| CORNING INC  | GLW UN     | USD      | 44.46      | 41.96%      |

|                |         |     |        |        |
|----------------|---------|-----|--------|--------|
| NVIDIA CORP    | NVDA UW | USD | 109.02 | 32.07% |
| SERVICENOW INC | NOW UN  | USD | 942.86 | 31.51% |
| APPLE INC      | AAPL UW | USD | 211.21 | 23.89% |

### WORST 5 - PERFORMERS

| Name                   | Short Name | Currency | Last price | Performance |
|------------------------|------------|----------|------------|-------------|
| ADVANCED MICRO DEVICES | AMD UW     | USD      | 96.06      | -36.57%     |
| MICRON TECHNOLOGY INC  | MU UW      | USD      | 76.88      | -30.24%     |
| APPLIED MATERIALS INC  | AMAT UW    | USD      | 149.55     | -23.41%     |
| ADOBE INC              | ADBE UW    | USD      | 370.98     | -21.85%     |
| LAM RESEARCH CORP      | LRCX UW    | USD      | 70.90      | -18.63%     |

### TOP 5 - LARGEST HOLDINGS

| Name              | Short Name | Currency | Last price | Percentage |
|-------------------|------------|----------|------------|------------|
| FORTINET INC      | FTNT UW    | USD      | 104.21     | 5.88%      |
| CISCO SYSTEMS INC | CSCO UW    | USD      | 57.34      | 4.74%      |
| TRIMBLE INC       | TRMB UW    | USD      | 61.95      | 4.65%      |
| SERVICENOW INC    | NOW UN     | USD      | 942.86     | 4.52%      |
| CORNING INC       | GLW UN     | USD      | 44.46      | 4.43%      |

### CORPORATE ACTIONS

| Action summary      | Affected component | Causing underlying | Ex-date    | New units / AMC | Old units / AMC | Type     |
|---------------------|--------------------|--------------------|------------|-----------------|-----------------|----------|
| Reinvested dividend | ORCL UN            | ORCL UN            | 10.04.2025 | 0.041309        | 0.041205        | DIVIDEND |
| Reinvested dividend | CRM UN             | CRM UN             | 10.04.2025 | 0.024784        | 0.024757        | DIVIDEND |
| Reinvested dividend | CSCO UW            | CSCO UW            | 03.04.2025 | 0.129849        | 0.129245        | DIVIDEND |
| Reinvested dividend | MU UW              | MU UW              | 31.03.2025 | 0.067158        | 0.067097        | DIVIDEND |
| Reinvested dividend | MPWR UW            | MPWR UW            | 31.03.2025 | 0.007959        | 0.007944        | DIVIDEND |

### COMPOSITION

CASH

| Currency | ISIN | Name | Total units | Units / AMC | Short name | Percentage |
|----------|------|------|-------------|-------------|------------|------------|
| EUR      | -    | EUR  | 0           | 0.000000    | EUR        | 0.00%      |

## STOCKS

| Currency | ISIN         | Name                         | Total units | Units / AMC | Short name | Percentage |
|----------|--------------|------------------------------|-------------|-------------|------------|------------|
| USD      | US34959E1091 | FORTINET INC                 | 495         | 0.087691    | FTNT UW    | 5.88%      |
| USD      | US17275R1023 | CISCO SYSTEMS INC            | 725         | 0.128416    | CSCO UW    | 4.74%      |
| USD      | US8962391004 | TRIMBLE INC                  | 659         | 0.116650    | TRMB UW    | 4.65%      |
| USD      | US81762P1021 | SERVICENOW INC               | 42          | 0.007460    | NOW UN     | 4.52%      |
| USD      | US2193501051 | CORNING INC                  | 875         | 0.154959    | GLW UN     | 4.43%      |
| USD      | US02079K3059 | ALPHABET INC-CL A            | 243         | 0.042971    | GOOGL UW   | 4.43%      |
| USD      | US48203R1041 | JUNIPER NETWORKS INC         | 1'036       | 0.183437    | JNPR UN    | 4.25%      |
| USD      | US5949181045 | MICROSOFT CORP               | 94          | 0.016701    | MSFT UW    | 4.23%      |
| USD      | US5128073062 | LAM RESEARCH CORP            | 523         | 0.092716    | LRCX UW    | 4.23%      |
| USD      | US49338L1035 | KEYSIGHT TECHNOLOGIES IN     | 256         | 0.045430    | KEYS UN    | 4.22%      |
| USD      | US79466L3024 | SALESFORCE INC               | 138         | 0.024510    | CRM UN     | 4.22%      |
| USD      | US8716071076 | SYNOPSYS INC                 | 80          | 0.014129    | SNPS UW    | 4.19%      |
| USD      | US0378331005 | APPLE INC                    | 174         | 0.030763    | AAPL UW    | 4.18%      |
| USD      | US7475251036 | QUALCOMM INC                 | 239         | 0.042287    | QCOM UW    | 3.99%      |
| USD      | US42824C1099 | HEWLETT PACKARD ENTERPRISE   | 2'083       | 0.368928    | HPE UN     | 3.87%      |
| USD      | US0404132054 | ARISTA NETWORKS INC          | 406         | 0.071844    | ANET UN    | 3.73%      |
| USD      | US68389X1054 | ORACLE CORP                  | 231         | 0.040853    | ORCL UN    | 3.70%      |
| USD      | US0382221051 | APPLIED MATERIALS INC        | 217         | 0.038410    | AMAT UW    | 3.69%      |
| USD      | US8825081040 | TEXAS INSTRUMENTS INC        | 196         | 0.034704    | TXN UW     | 3.59%      |
| USD      | US00724F1012 | ADOBE INC                    | 83          | 0.014730    | ADBE UW    | 3.51%      |
| USD      | US67066G1040 | NVIDIA CORP                  | 280         | 0.049612    | NVDA UW    | 3.48%      |
| USD      | US5951121038 | MICRON TECHNOLOGY INC        | 375         | 0.066417    | MU UW      | 3.28%      |
| USD      | US40434L1052 | HP INC                       | 1'104       | 0.195601    | HPQ UN     | 3.21%      |
| USD      | US6098391054 | MONOLITHIC POWER SYSTEMS INC | 44          | 0.007871    | MPWR UW    | 2.97%      |
| USD      | US0079031078 | ADVANCED MICRO DEVICES       | 256         | 0.045311    | AMD UW     | 2.80%      |

## IMPORTANT LEGAL NOTICE

---

This document is for information purposes only and may not be used for marketing purposes. The information provided herein is intended solely for investors already invested in the product. This document has been prepared by Zürcher Kantonalbank with due diligence. However, the Zürcher Kantonalbank does not guarantee the accuracy and completeness of the information contained therein and accepts any liability for damages arising from the use of this document. It does not constitute an offer or a recommendation to purchase, hold or sell financial instruments or to obtain products and services, nor does it form the basis for a contract or obligations of any kind. Furthermore, this document contains general information and does not take into account personal investment objectives or the financial situation or special needs of a specific recipient. The recipient should carefully check the information for compatibility with his/her personal circumstances before making any investment decision. For the assessment of legal, regulatory, tax and other implications, the recipient is advised to seek professional advice. Past performance and returns are no guarantee of future investment performance. Please note that the performance data do not take into account the annual fees. Every investment is associated with risks, in particular those of fluctuations in value, earnings and possibly exchange rates. For an assessment of the specific risks of investments, it is recommended that you consult the risk information provided by the bank (e.g. risk brochure, prospectuses, key information document or other product documentation)". This document does not constitute a (base) prospectus, final terms or key information document. The base prospectus, the final terms and any key information document may be obtained free of charge from Zürcher Kantonalbank, Bahnhofstrasse 9, 8001 Zurich, VRIE Department, and from [www.zk.b.ch/finanzinformationen](http://www.zk.b.ch/finanzinformationen). Please note that all telephone conversations with trading or sales units of the Zürcher Kantonalbank are recorded. By calling you consent tacitly to the recording.