

# Sustainable Technology Basket EUR CH1105857853

## FACTS AND FIGURES

<b>ISIN</b>	CH1105857853	<b>Currency</b>	EUR	<b>Maturity Date</b>	Open End
<b>NAV Date</b>	30.03.2025	<b>Valor</b>	110585785	<b>Issue Date</b>	03.05.2021
<b>NAV</b>	145.19	<b>Mgmt Fee (total, p.a.)</b>	1.25%	<b>Other Fee (p.a.)</b>	N/A
<b>Rebalancing</b>	Discretionary	<b>Components</b>	26	<b>Certificates</b>	5'646
<b>Issuer</b>	Zürcher Kantonalbank	<b>Investment Manager</b>	Colombo Wealth SA	<b>AuM</b>	EUR 819'735

## PRODUCT STRATEGY

The Investment Manager selects stocks with a focus on companies in the technology sector. The Investment Manager can hold a cash position. The Investment Manager continuously ensures that the cash quota does not exceed 50% of the certificate value at any time.

The Title Universe consists of equities and cash. The Underlying constituents are listed at a recognized exchange (World Federation of Exchanges or FESE (Federation of European Securities Exchanges)).

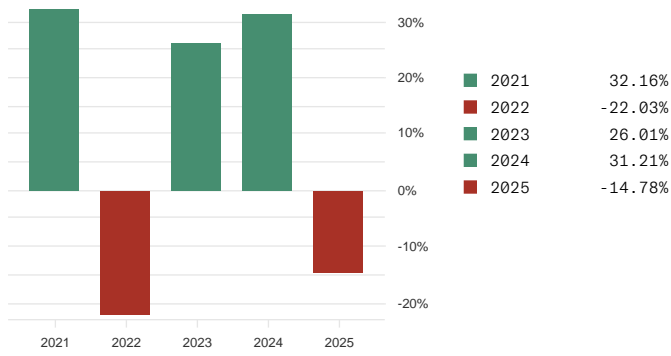
## PRICE CHART



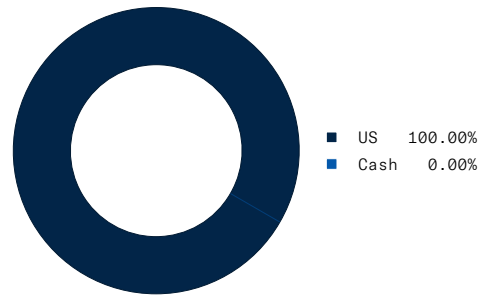
## HISTORICAL VOLATILITY



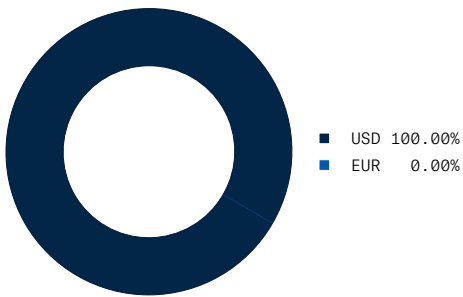
## PERFORMANCE ANNUAL



## PRODUCT COMPOSITION BY COUNTRY

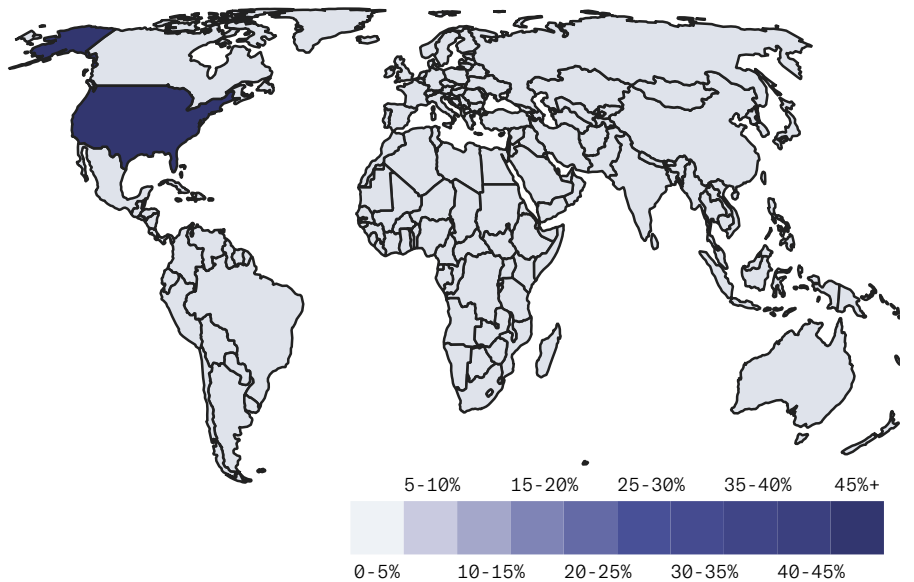


## PRODUCT COMPOSITION BY CURRENCY



## COUNTRY EXPOSURE MAP

USA 100%



## TOP 5 - BEST PERFORMERS

Name	Short Name	Currency	Last price	Performance
FORTINET INC	FTNT UW	USD	96.60	53.83%
CORNING INC	GLW UN	USD	45.86	46.43%

NVIDIA CORP	NVDA UW	USD	109.67	32.85%
APPLE INC	AAPL UW	USD	217.90	27.82%
CISCO SYSTEMS INC	CSCO UW	USD	60.86	26.43%

## WORST 5 - PERFORMERS

Name	Short Name	Currency	Last price	Performance
ADVANCED MICRO DEVICES	AMD UW	USD	103.22	-31.84%
APPLIED MATERIALS INC	AMAT UW	USD	145.06	-25.71%
MICRON TECHNOLOGY INC	MU UW	USD	88.44	-19.75%
ADOBE INC	ADBE UW	USD	385.71	-18.75%
SYNOPSYS INC	SNPS UW	USD	437.95	-17.26%

## TOP 5 - LARGEST HOLDINGS

Name	Short Name	Currency	Last price	Percentage
FORTINET INC	FTNT UW	USD	96.60	5.41%
CISCO SYSTEMS INC	CSCO UW	USD	60.86	4.97%
TRIMBLE INC	TRMB UW	USD	65.52	4.88%
CORNING INC	GLW UN	USD	45.86	4.54%
KEYSIGHT TECHNOLOGIES IN	KEYS UN	USD	150.33	4.36%

## CORPORATE ACTIONS

Action summary	Affected component	Causing underlying	Ex-date	New units / AMC	Old units / AMC	Type
Reinvested dividend	MU UW	MU UW	31.03.2025	0.067158	0.067097	DIVIDEND
Reinvested dividend	MPWR UW	MPWR UW	31.03.2025	0.007959	0.007944	DIVIDEND
Reinvested dividend	HPE UN	HPE UN	21.03.2025	0.373044	0.370947	DIVIDEND
Reinvested dividend	NVDA UW	NVDA UW	12.03.2025	0.050165	0.050162	DIVIDEND
Reinvested dividend	HPQ UN	HPQ UN	12.03.2025	0.197783	0.196378	DIVIDEND

## COMPOSITION

### CASH

Currency	ISIN	Name	Total units	Units / AMC	Short name	Percentage
EUR	-	EUR	0	0.000000	EUR	0.00%

## STOCKS

Currency	ISIN	Name	Total units	Units / AMC	Short name	Percentage
USD	US34959E1091	FORTINET INC	496	0.087781	FTNT UW	5.41%
USD	US17275R1023	CISCO SYSTEMS INC	722	0.127950	CSCO UW	4.97%
USD	US8962391004	TRIMBLE INC	659	0.116769	TRMB UW	4.88%
USD	US2193501051	CORNING INC	876	0.155118	GLW UN	4.54%
USD	US49338L1035	KEYSIGHT TECHNOLOGIES IN	257	0.045477	KEYS UN	4.36%
USD	US5128073062	LAM RESEARCH CORP	524	0.092812	LRCX UW	4.30%
USD	US0378331005	APPLE INC	174	0.030795	AAPL UW	4.28%
USD	US02079K3059	ALPHABET INC-CL A	243	0.043015	GOOGL UW	4.23%
USD	US48203R1041	JUNIPER NETWORKS INC	1'037	0.183626	JNPR UN	4.23%
USD	US79466L3024	SALESFORCE INC	138	0.024509	CRM UN	4.22%
USD	US7475251036	QUALCOMM INC	239	0.042331	QCOM UW	4.12%
USD	US5949181045	MICROSOFT CORP	94	0.016718	MSFT UW	4.04%
USD	US8716071076	SYNOPSYS INC	80	0.014143	SNPS UW	3.95%
USD	US8825081040	TEXAS INSTRUMENTS INC	196	0.034739	TXN UW	3.91%
USD	US81762P1021	SERVICENOW INC	42	0.007468	NOW UN	3.80%
USD	US5951121038	MICRON TECHNOLOGY INC	375	0.066485	MU UW	3.75%
USD	US42824C1099	HEWLETT PACKARD ENTERPRISE	2'085	0.369308	HPE UN	3.72%
USD	US68389X1054	ORACLE CORP	230	0.040792	ORCL UN	3.67%
USD	US00724F1012	ADOBE INC	83	0.014745	ADBE UW	3.63%
USD	US0404132054	ARISTA NETWORKS INC	406	0.071918	ANET UN	3.58%
USD	US0382221051	APPLIED MATERIALS INC	217	0.038450	AMAT UW	3.56%
USD	US40434L1052	HP INC	1'105	0.195802	HPQ UN	3.48%
USD	US67066G1040	NVIDIA CORP	280	0.049663	NVDA UW	3.47%
USD	US0079031078	ADVANCED MICRO DEVICES	256	0.045358	AMD UW	2.99%
USD	US6098391054	MONOLITHIC POWER SYSTEMS INC	44	0.007879	MPWR UW	2.91%

## IMPORTANT LEGAL NOTICE

---

This document is for information purposes only and may not be used for marketing purposes. The information provided herein is intended solely for investors already invested in the product. This document has been prepared by Zürcher Kantonalbank with due diligence. However, the Zürcher Kantonalbank does not guarantee the accuracy and completeness of the information contained therein and accepts any liability for damages arising from the use of this document. It does not constitute an offer or a recommendation to purchase, hold or sell financial instruments or to obtain products and services, nor does it form the basis for a contract or obligations of any kind. Furthermore, this document contains general information and does not take into account personal investment objectives or the financial situation or special needs of a specific recipient. The recipient should carefully check the information for compatibility with his/her personal circumstances before making any investment decision. For the assessment of legal, regulatory, tax and other implications, the recipient is advised to seek professional advice. Past performance and returns are no guarantee of future investment performance. Please note that the performance data do not take into account the annual fees. Every investment is associated with risks, in particular those of fluctuations in value, earnings and possibly exchange rates. For an assessment of the specific risks of investments, it is recommended that you consult the risk information provided by the bank (e.g. risk brochure, prospectuses, key information document or other product documentation)". This document does not constitute a (base) prospectus, final terms or key information document. The base prospectus, the final terms and any key information document may be obtained free of charge from Zürcher Kantonalbank, Bahnhofstrasse 9, 8001 Zurich, VRIE Department, and from [www.zk.b.ch/finanzinformationen](http://www.zk.b.ch/finanzinformationen). Please note that all telephone conversations with trading or sales units of the Zürcher Kantonalbank are recorded. By calling you consent tacitly to the recording.