

# Sustainable Technology Basket USD CH1105857861

## FACTS AND FIGURES

<b>ISIN</b>	CH1105857861	<b>Currency</b>	USD	<b>Maturity Date</b>	Open End
<b>NAV Date</b>	27.02.2025	<b>Valor</b>	110585786	<b>Issue Date</b>	03.05.2021
<b>NAV</b>	144.87	<b>Mgmt Fee (total, p.a.)</b>	1.25%	<b>Other Fee (p.a.)</b>	N/A
<b>Rebalancing</b>	Discretionary	<b>Components</b>	26	<b>Certificates</b>	4'579
<b>Issuer</b>	Zürcher Kantonalbank	<b>Investment Manager</b>	Colombo Wealth SA	<b>AuM</b>	USD 663'344

## PRODUCT STRATEGY

The Investment Manager selects stocks with a focus on companies in the technology sector. The Investment Manager can hold a cash position. The Investment Manager continuously ensures that the cash quota does not exceed 50% of the certificate value at any time.

The Title Universe consists of equities and cash. The Underlying constituents are listed at a recognized exchange (World Federation of Exchanges or FESE (Federation of European Securities Exchanges)).

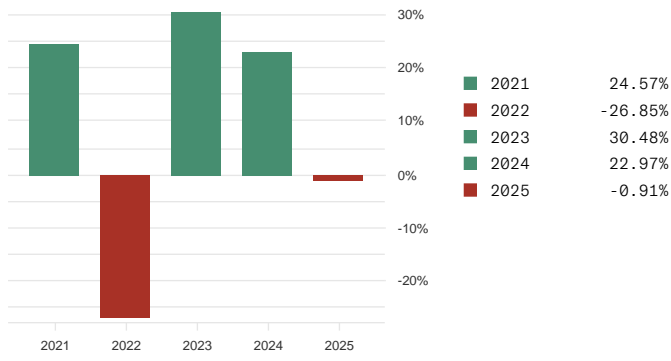
## PRICE CHART



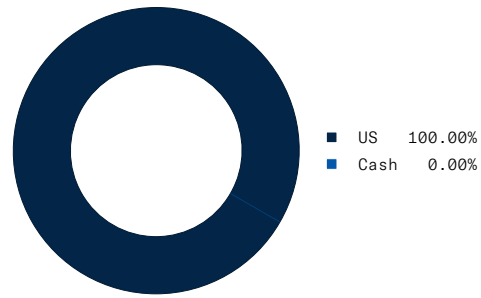
## HISTORICAL VOLATILITY



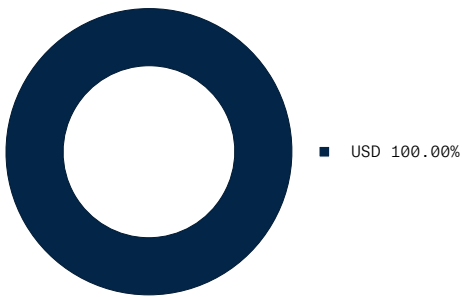
## PERFORMANCE ANNUAL



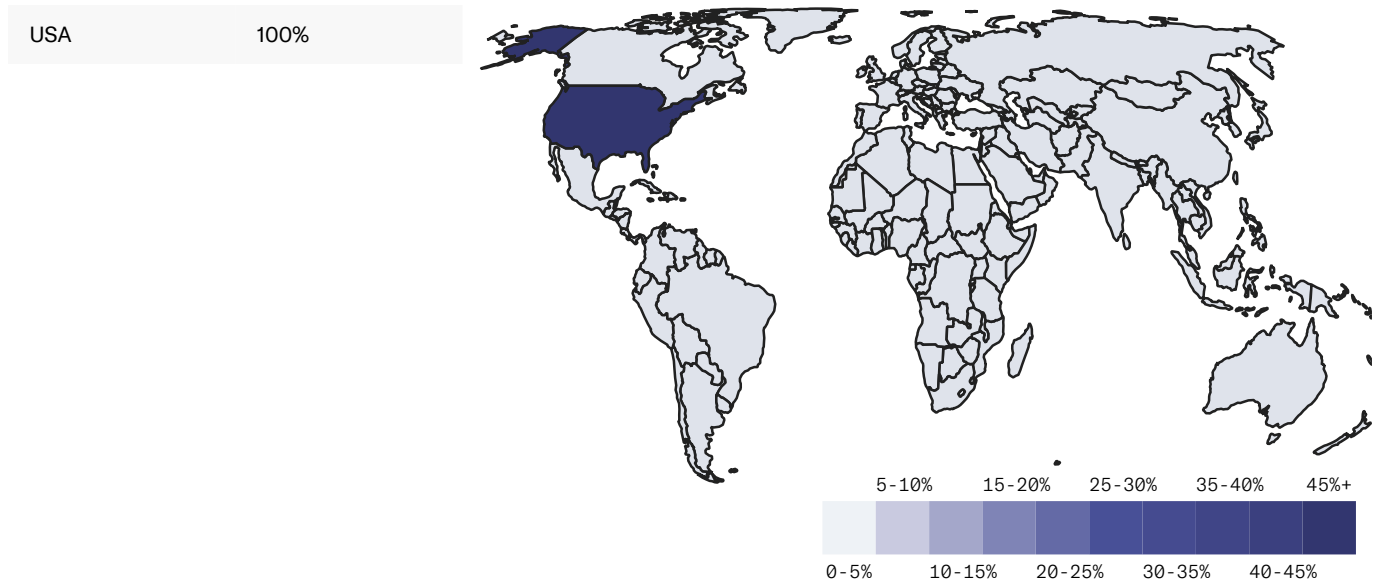
## PRODUCT COMPOSITION BY COUNTRY



## PRODUCT COMPOSITION BY CURRENCY



## COUNTRY EXPOSURE MAP



## TOP 5 - BEST PERFORMERS

Name	Short Name	Currency	Last price	Performance
FORTINET INC	FTNT UW	USD	107.09	70.52%
CORNING INC	GLW UN	USD	49.00	56.46%

NVIDIA CORP	NVDA UW	USD	120.15	45.55%
ORACLE CORP	ORCL UN	USD	164.76	43.26%
APPLE INC	AAPL UW	USD	237.30	39.2%

## WORST 5 - PERFORMERS

Name	Short Name	Currency	Last price	Performance
ADVANCED MICRO DEVICES	AMD UW	USD	99.51	-34.29%
APPLIED MATERIALS INC	AMAT UW	USD	156.64	-19.78%
MICRON TECHNOLOGY INC	MU UW	USD	91.82	-16.69%
SYNOPSYS INC	SNPS UW	USD	454.71	-14.09%
LAM RESEARCH CORP	LRCX UW	USD	76.17	-12.59%

## TOP 5 - LARGEST HOLDINGS

Name	Short Name	Currency	Last price	Percentage
FORTINET INC	FTNT UW	USD	107.09	5.54%
TRIMBLE INC	TRMB UW	USD	70.68	4.86%
CISCO SYSTEMS INC	CSCO UW	USD	63.81	4.81%
CORNING INC	GLW UN	USD	49.00	4.46%
APPLE INC	AAPL UW	USD	237.30	4.3%

## CORPORATE ACTIONS

Action summary	Affected component	Causing underlying	Ex-date	New units / AMC	Old units / AMC	Type
Reinvested dividend	MSFT UW	MSFT UW	20.02.2025	0.013994	0.013975	DIVIDEND
Reinvested dividend	AMAT UW	AMAT UW	20.02.2025	0.032169	0.032117	DIVIDEND
Reinvested dividend	AAPL UW	AAPL UW	10.02.2025	0.025785	0.025765	DIVIDEND
Reinvested dividend	TXN UW	TXN UW	31.01.2025	0.029082	0.028933	DIVIDEND
Reinvested dividend	ORCL UN	ORCL UN	10.01.2025	0.034186	0.034127	DIVIDEND

## COMPOSITION

### CASH

Currency	ISIN	Name	Total units	Units / AMC	Short name	Percentage
USD	-	USD	0	0.000000	USD	0.00%

## STOCKS

Currency	ISIN	Name	Total units	Units / AMC	Short name	Percentage
USD	US34959E1091	FORTINET INC	337	0.073617	FTNT UW	5.54%
USD	US8962391004	TRIMBLE INC	448	0.097788	TRMB UW	4.86%
USD	US17275R1023	CISCO SYSTEMS INC	491	0.107186	CSCO UW	4.81%
USD	US2193501051	CORNING INC	592	0.129373	GLW UN	4.46%
USD	US0378331005	APPLE INC	118	0.025785	AAPL UW	4.30%
USD	US42824C1099	HEWLETT PACKARD ENTERPRISE	1'407	0.307375	HPE UN	4.29%
USD	US02079K3059	ALPHABET INC-CL A	165	0.035975	GOOGL UW	4.26%
USD	US79466L3024	SALESFORCE INC	94	0.020525	CRM UN	4.25%
USD	US49338L1035	KEYSIGHT TECHNOLOGIES IN	174	0.038090	KEYS UN	4.24%
USD	US5128073062	LAM RESEARCH CORP	355	0.077473	LRCX UW	4.15%
USD	US81762P1021	SERVICENOW INC	29	0.006255	NOW UN	4.05%
USD	US68389X1054	ORACLE CORP	157	0.034186	ORCL UN	3.96%
USD	US8825081040	TEXAS INSTRUMENTS INC	133	0.029082	TXN UW	3.91%
USD	US0404132054	ARISTA NETWORKS INC	276	0.060265	ANET UN	3.88%
USD	US48203R1041	JUNIPER NETWORKS INC	701	0.153088	JNPR UN	3.87%
USD	US5949181045	MICROSOFT CORP	64	0.013994	MSFT UW	3.86%
USD	US7475251036	QUALCOMM INC	162	0.035290	QCOM UW	3.83%
USD	US00724F1012	ADOBE INC	56	0.012336	ADBE UW	3.79%
USD	US40434L1052	HP INC	745	0.162746	HPQ UN	3.79%
USD	US8716071076	SYNOPSYS INC	54	0.011834	SNPS UW	3.78%
USD	US5951121038	MICRON TECHNOLOGY INC	255	0.055596	MU UW	3.59%
USD	US0382221051	APPLIED MATERIALS INC	147	0.032169	AMAT UW	3.54%
USD	US67066G1040	NVIDIA CORP	191	0.041618	NVDA UW	3.51%
USD	US6098391054	MONOLITHIC POWER SYSTEMS INC	30	0.006586	MPWR UW	2.82%
USD	US0079031078	ADVANCED MICRO DEVICES	174	0.037988	AMD UW	2.66%

## IMPORTANT LEGAL NOTICE

---

This document is for information purposes only and may not be used for marketing purposes. The information provided herein is intended solely for investors already invested in the product. This document has been prepared by Zürcher Kantonalbank with due diligence. However, the Zürcher Kantonalbank does not guarantee the accuracy and completeness of the information contained therein and accepts any liability for damages arising from the use of this document. It does not constitute an offer or a recommendation to purchase, hold or sell financial instruments or to obtain products and services, nor does it form the basis for a contract or obligations of any kind. Furthermore, this document contains general information and does not take into account personal investment objectives or the financial situation or special needs of a specific recipient. The recipient should carefully check the information for compatibility with his/her personal circumstances before making any investment decision. For the assessment of legal, regulatory, tax and other implications, the recipient is advised to seek professional advice. Past performance and returns are no guarantee of future investment performance. Please note that the performance data do not take into account the annual fees. Every investment is associated with risks, in particular those of fluctuations in value, earnings and possibly exchange rates. For an assessment of the specific risks of investments, it is recommended that you consult the risk information provided by the bank (e.g. risk brochure, prospectuses, key information document or other product documentation)". This document does not constitute a (base) prospectus, final terms or key information document. The base prospectus, the final terms and any key information document may be obtained free of charge from Zürcher Kantonalbank, Bahnhofstrasse 9, 8001 Zurich, VRIE Department, and from [www.zk.b.ch/finanzinformationen](http://www.zk.b.ch/finanzinformationen). Please note that all telephone conversations with trading or sales units of the Zürcher Kantonalbank are recorded. By calling you consent tacitly to the recording.