

# Sustainable Technology Basket EUR CH1105857853

## FACTS AND FIGURES

<b>ISIN</b>	CH1105857853	<b>Currency</b>	EUR	<b>Maturity Date</b>	Open End
<b>NAV Date</b>	30.12.2024	<b>Valor</b>	110585785	<b>Avg. YTM</b>	N/A
<b>Avg. Rating</b>	N/A	<b>FX Overlay</b>	Disabled	<b>Issue Date</b>	03.05.2021
<b>NAV</b>	169.98	<b>Mgmt Fee (total, p.a.)</b>	1.25%	<b>Issuer Fee (p.a.)</b>	0.35%
<b>Portfolio Manager Fee (p.a.)</b>	0.9%	<b>Other Fee (p.a.)</b>	N/A	<b>Other 2 Fee (p.a.)</b>	N/A
<b>Other 3 Fee (p.a.)</b>	N/A	<b>Rebalancing</b>	Discretionary	<b>AuM</b>	EUR 815'231
<b>Components</b>	26	<b>Certificates</b>	4'796	<b>Issuer</b>	Zürcher Kantonalbank
<b>Investment Manager</b>	Colombo Wealth SA	<b>Last Rebalancing</b>	01.11.2024	<b>Total payout</b>	N/A

## PRODUCT STRATEGY

The Investment Manager selects stocks with a focus on companies in the technology sector. The Investment Manager can hold a cash position. The Investment Manager continuously ensures that the cash quota does not exceed 50% of the certificate value at any time.

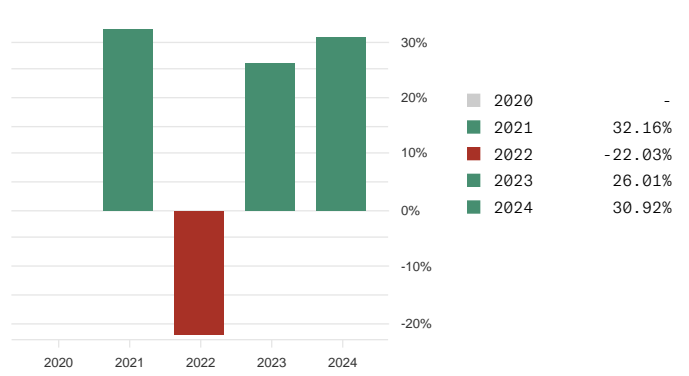
The Title Universe consists of equities and cash. The Underlying constituents are listed at a recognized exchange (World Federation of Exchanges or FESE (Federation of European Securities Exchanges)).



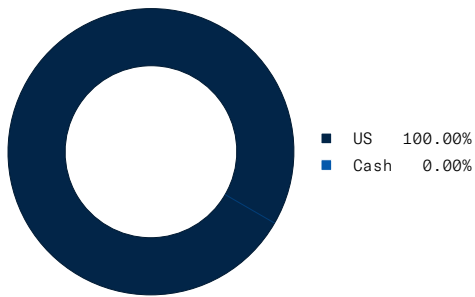
### HISTORICAL VOLATILITY



### PERFORMANCE ANNUAL



### PRODUCT COMPOSITION BY COUNTRY

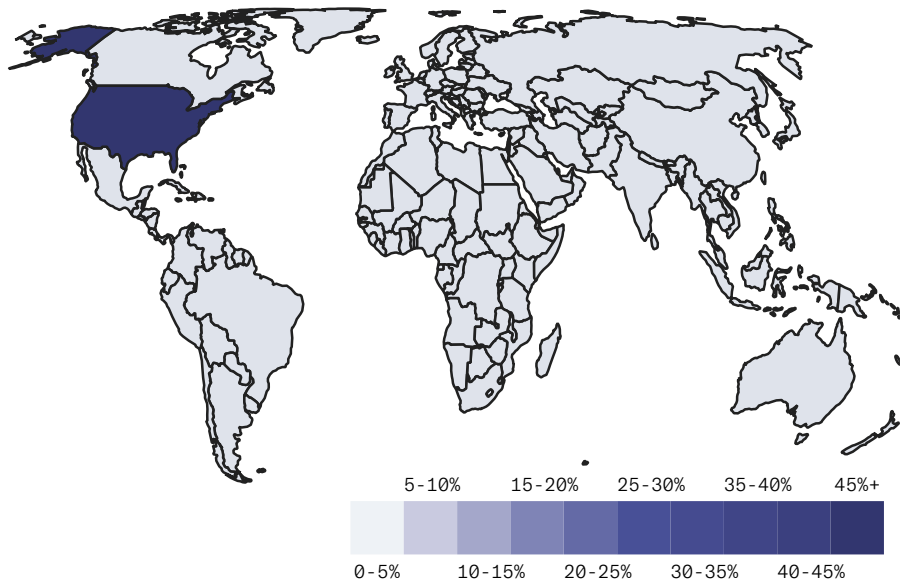


### PRODUCT COMPOSITION BY CURRENCY



### COUNTRY EXPOSURE MAP

USA 100%



### TOP 5 - BEST PERFORMERS

Name	Short Name	Currency	Last price	Performance
ARISTA NETWORKS INC	ANET UN	USD	111.45	68.21%
NVIDIA CORP	NVDA UW	USD	137.49	66.55%

FORTINET INC	FTNT UW	USD	95.13	51.48%
CORNING INC	GLW UN	USD	47.34	51.16%
SERVICENOW INC	NOW UN	USD	1'067.70	48.92%

## WORST 5 - PERFORMERS

Name	Short Name	Currency	Last price	Performance
MICRON TECHNOLOGY INC	MU UW	USD	85.31	-22.59%
ADVANCED MICRO DEVICES	AMD UW	USD	122.44	-19.15%
LAM RESEARCH CORP	LRCX UW	USD	72.15	-17.2%
APPLIED MATERIALS INC	AMAT UW	USD	163.64	-16.2%
MONOLITHIC POWER SYSTEMS INC	MPWR UW	USD	603.65	-8.58%

## TOP 5 - LARGEST HOLDINGS

Name	Short Name	Currency	Last price	Percentage
FORTINET INC	FTNT UW	USD	95.13	4.74%
SALESFORCE INC	CRM UN	USD	335.74	4.67%
TRIMBLE INC	TRMB UW	USD	70.43	4.67%
ALPHABET INC-CL A	GOOGL UW	USD	191.24	4.67%
ARISTA NETWORKS INC	ANET UN	USD	111.45	4.55%

## CORPORATE ACTIONS

Action summary	Affected component	Causing underlying	Ex-date	New units / AMC	Old units / AMC	Type
Reinvested dividend	MU UW	MU UW	30.12.2024	0.067097	0.067036	DIVIDEND
Reinvested dividend	HPE UN	HPE UN	20.12.2024	0.370947	0.369328	DIVIDEND
Reinvested dividend	CRM UN	CRM UN	18.12.2024	0.024757	0.024737	DIVIDEND
Reinvested dividend	LRCX UW	LRCX UW	11.12.2024	0.093553	0.093352	DIVIDEND
Reinvested dividend	HPQ UN	HPQ UN	11.12.2024	0.196378	0.195237	DIVIDEND

## COMPOSITION

## CASH

Currency	ISIN	Name	Total units	Units / AMC	Short name	Percentage
EUR	-	EUR	0	0.000000	EUR	0.00%

## STOCKS

Currency	ISIN	Name	Total units	Units / AMC	Short name	Percentage
USD	US34959E1091	FORTINET INC	425	0.088669	FTNT UW	4.74%
USD	US79466L3024	SALESFORCE INC	119	0.024757	CRM UN	4.67%
USD	US8962391004	TRIMBLE INC	566	0.117951	TRMB UW	4.67%
USD	US02079K3059	ALPHABET INC-CL A	208	0.043415	GOOGL UW	4.67%
USD	US0404132054	ARISTA NETWORKS INC	348	0.072646	ANET UN	4.55%
USD	US81762P1021	SERVICENOW INC	36	0.007544	NOW UN	4.53%
USD	US42824C1099	HEWLETT PACKARD ENTERPRISE	1'779	0.370947	HPE UN	4.46%
USD	US0378331005	APPLE INC	149	0.031083	AAPL UW	4.41%
USD	US17275R1023	CISCO SYSTEMS INC	617	0.128631	CSCO UW	4.28%
USD	US49338L1035	KEYSIGHT TECHNOLOGIES IN	220	0.045937	KEYS UN	4.16%
USD	US2193501051	CORNING INC	748	0.156060	GLW UN	4.15%
USD	US5949181045	MICROSOFT CORP	81	0.016864	MSFT UW	4.03%
USD	US8716071076	SYNOPSYS INC	69	0.014286	SNPS UW	3.91%
USD	US48203R1041	JUNIPER NETWORKS INC	886	0.184693	JNPR UN	3.88%
USD	US67066G1040	NVIDIA CORP	241	0.050162	NVDA UW	3.88%
USD	US68389X1054	ORACLE CORP	197	0.041135	ORCL UN	3.86%
USD	US5128073062	LAM RESEARCH CORP	449	0.093553	LRCX UW	3.79%
USD	US00724F1012	ADOBE INC	71	0.014895	ADBE UW	3.73%
USD	US7475251036	QUALCOMM INC	204	0.042598	QCOM UW	3.70%
USD	US8825081040	TEXAS INSTRUMENTS INC	167	0.034910	TXN UW	3.69%
USD	US40434L1052	HP INC	942	0.196378	HPQ UN	3.60%
USD	US0382221051	APPLIED MATERIALS INC	186	0.038776	AMAT UW	3.57%
USD	US5951121038	MICRON TECHNOLOGY INC	322	0.067097	MU UW	3.22%
USD	US0079031078	ADVANCED MICRO DEVICES	220	0.045817	AMD UW	3.15%
USD	US6098391054	MONOLITHIC POWER SYSTEMS INC	38	0.007932	MPWR UW	2.69%

## IMPORTANT LEGAL NOTICE

---

This document is for information purposes only and may not be used for marketing purposes. The information provided herein is intended solely for investors already invested in the product. This document has been prepared by Zürcher Kantonalbank with due diligence. However, the Zürcher Kantonalbank does not guarantee the accuracy and completeness of the information contained therein and accepts any liability for damages arising from the use of this document. It does not constitute an offer or a recommendation to purchase, hold or sell financial instruments or to obtain products and services, nor does it form the basis for a contract or obligations of any kind. Furthermore, this document contains general information and does not take into account personal investment objectives or the financial situation or special needs of a specific recipient. The recipient should carefully check the information for compatibility with his/her personal circumstances before making any investment decision. For the assessment of legal, regulatory, tax and other implications, the recipient is advised to seek professional advice. Past performance and returns are no guarantee of future investment performance. Please note that the performance data do not take into account the annual fees. Every investment is associated with risks, in particular those of fluctuations in value, earnings and possibly exchange rates. For an assessment of the specific risks of investments, it is recommended that you consult the risk information provided by the bank (e.g. risk brochure, prospectuses, key information document or other product documentation)". This document does not constitute a (base) prospectus, final terms or key information document. The base prospectus, the final terms and any key information document may be obtained free of charge from Zürcher Kantonalbank, Bahnhofstrasse 9, 8001 Zurich, VRIE Department, and from [www.zk.b.ch/finanzinformationen](http://www.zk.b.ch/finanzinformationen). Please note that all telephone conversations with trading or sales units of the Zürcher Kantonalbank are recorded. By calling you consent tacitly to the recording.