

Sustainable Technology Basket USD CH1105857861

FACTS AND FIGURES

ISIN	CH1105857861	Currency	USD	Maturity Date	Open End
NAV Date	28.11.2024	Valor	110585786	Avg. YTM	N/A
Avg. Rating	N/A	FX Overlay	Disabled	Issue Date	03.05.2021
NAV	149.47	Mgmt Fee (total, p.a.)	1.25%	Issuer Fee (p.a.)	0.35%
Portfolio Manager Fee (p.a.)	0.9%	Other Fee (p.a.)	N/A	Other 2 Fee (p.a.)	N/A
Other 3 Fee (p.a.)	N/A	Rebalancing	Discretionary	AuM	USD 767'549
Components	26	Certificates	5'135	Issuer	Zürcher Kantonalbank
Investment Manager	Colombo Wealth SA	Last Rebalancing	01.11.2024	Total payout	N/A

PRODUCT STRATEGY

The Investment Manager selects stocks with a focus on companies in the technology sector. The Investment Manager can hold a cash position. The Investment Manager continuously ensures that the cash quota does not exceed 50% of the certificate value at any time.

The Title Universe consists of equities and cash. The Underlying constituents are listed at a recognized exchange (World Federation of Exchanges or FESE (Federation of European Securities Exchanges)).



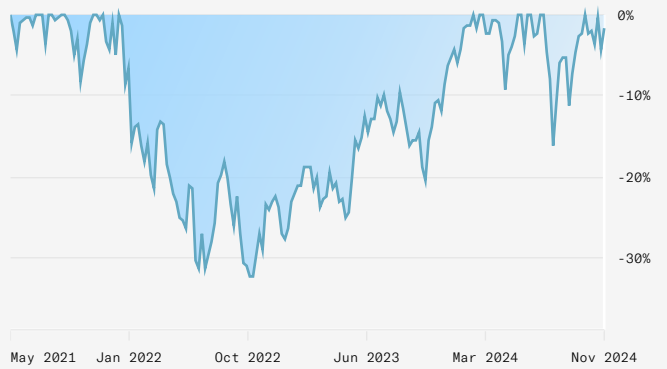
PRICE CHART



PERFORMANCE HEAT MAP

					0.40	2.85	1.61	6.92	-4.93	7.13	3.29	5.54
-13.76	-2.45	4.45	-10.64	-0.82	-10.71	12.35	-2.69	-8.94	5.67	3.53	-3.43	
7.88	-0.57	2.69	-5.26	9.18	5.50	2.60	-0.24	-5.68	-4.56	10.22	6.89	
2.79	4.97	3.83	-3.37	2.80	9.98	-3.91	1.50	3.38	-1.62	3.55		
Jan	Feb	Mar	Apr	May	Jun	Jul	Aug	Sep	Oct	Nov	Dec	

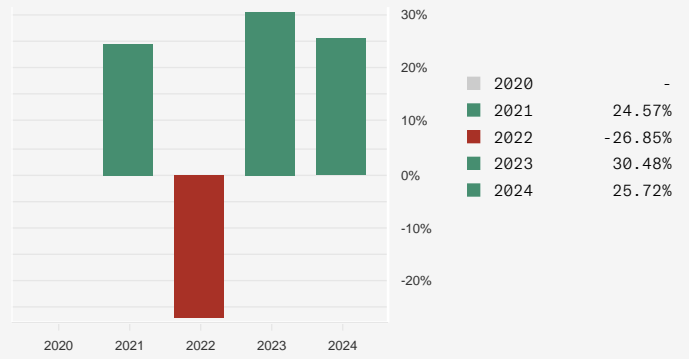
UNDERWATER CURVE



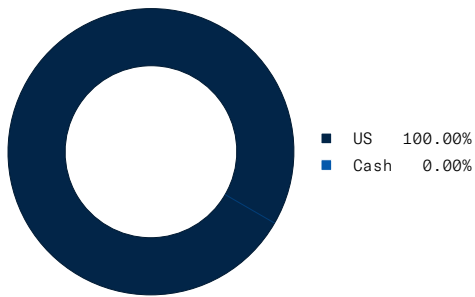
HISTORICAL VOLATILITY



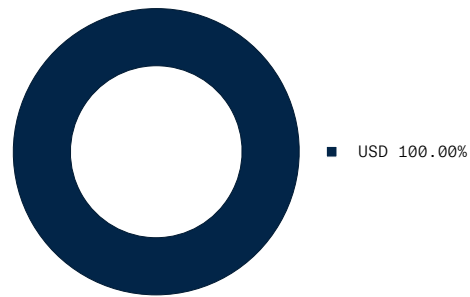
PERFORMANCE ANNUAL



PRODUCT COMPOSITION BY COUNTRY

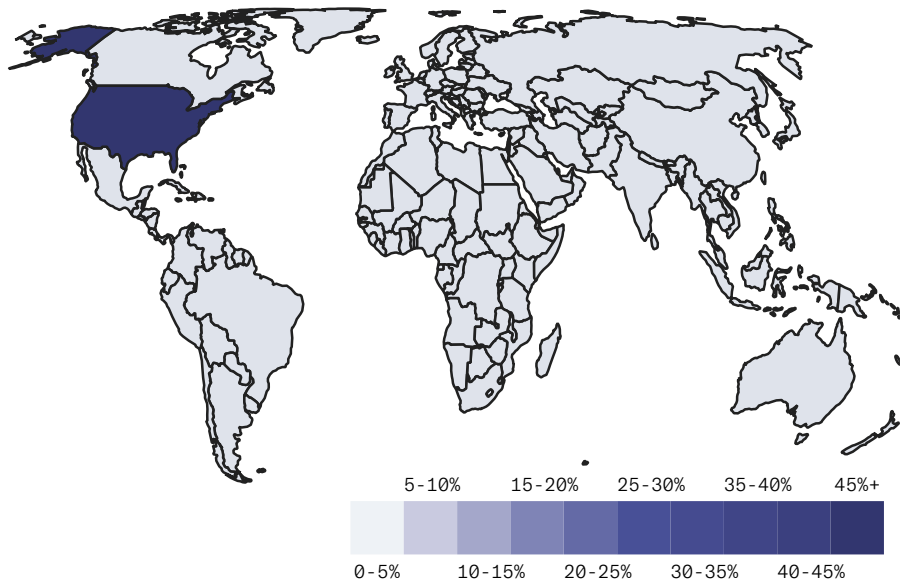


PRODUCT COMPOSITION BY CURRENCY



COUNTRY EXPOSURE MAP

USA	100%
-----	------



TOP 5 - BEST PERFORMERS

Name	Short Name	Currency	Last price	Performance
NVIDIA CORP	NVDA UW	USD	135.34	63.95%
ORACLE CORP	ORCL UN	USD	182.70	58.86%

CORNING INC	GLW UN	USD	48.22	53.97%
ARISTA NETWORKS INC	ANET UN	USD	402.29	51.79%
FORTINET INC	FTNT UW	USD	94.06	49.78%

WORST 5 - PERFORMERS

Name	Short Name	Currency	Last price	Performance
LAM RESEARCH CORP	LRCX UW	USD	71.57	-17.87%
MONOLITHIC POWER SYSTEMS INC	MPWR UW	USD	560.24	-15.16%
APPLIED MATERIALS INC	AMAT UW	USD	171.32	-12.26%
MICRON TECHNOLOGY INC	MU UW	USD	98.20	-10.9%
ADVANCED MICRO DEVICES	AMD UW	USD	136.24	-10.04%

TOP 5 - LARGEST HOLDINGS

Name	Short Name	Currency	Last price	Percentage
TRIMBLE INC	TRMB UW	USD	72.43	4.75%
FORTINET INC	FTNT UW	USD	94.06	4.64%
SALESFORCE INC	CRM UN	USD	330.01	4.54%
SERVICENOW INC	NOW UN	USD	1'041.40	4.37%
SYNOPSYS INC	SNPS UW	USD	547.74	4.35%

CORPORATE ACTIONS

Action summary	Affected component	Causing underlying	Ex-date	New units / AMC	Old units / AMC	Type
Reinvested dividend	AMAT UW	AMAT UW	21.11.2024	0.00032911	0.00032906	DIVIDEND
Reinvested dividend	MSFT UW	MSFT UW	21.11.2024	0.0013997	0.0013995	DIVIDEND
Reinvested dividend	GLW UN	GLW UN	15.11.2024	0.012937	0.012883	DIVIDEND
Reinvested dividend	AAPL UW	AAPL UW	08.11.2024	0.002576	0.002574	DIVIDEND
Reinvested dividend	TXN UW	TXN UW	31.10.2024	0.002893	0.002880	DIVIDEND

COMPOSITION

CASH

Currency	ISIN	Name	Total units	Units / AMC	Short name	Percentage
USD	-	USD	0	0.000000	USD	0.00%

STOCKS

Currency	ISIN	Name	Total units	Units / AMC	Short name	Percentage
USD	US8962391004	TRIMBLE INC	502	0.097788	TRMB UW	4.75%
USD	US34959E1091	FORTINET INC	378	0.073617	FTNT UW	4.64%
USD	US79466L3024	SALESFORCE INC	105	0.020509	CRM UN	4.54%
USD	US81762P1021	SERVICENOW INC	32	0.006255	NOW UN	4.37%
USD	US8716071076	SYNOPSIS INC	61	0.011834	SNPS UW	4.35%
USD	US49338L1035	KEYSIGHT TECHNOLOGIES IN	196	0.038090	KEYS UN	4.31%
USD	US42824C1099	HEWLETT PACKARD ENTERPRISE	1'571	0.306033	HPE UN	4.27%
USD	US00724F1012	ADOBE INC	63	0.012336	ADBE UW	4.25%
USD	US17275R1023	CISCO SYSTEMS INC	548	0.106677	CSCO UW	4.24%
USD	US2193501051	CORNING INC	664	0.129373	GLW UN	4.18%
USD	US68389X1054	ORACLE CORP	175	0.034127	ORCL UN	4.18%
USD	US02079K3059	ALPHABET INC-CL A	185	0.035946	GOOGL UW	4.08%
USD	US0404131064	ARISTA NETWORKS INC	77	0.015066	ANET UN	4.06%
USD	US0378331005	APPLE INC	132	0.025765	AAPL UW	4.06%
USD	US5949181045	MICROSOFT CORP	72	0.013975	MSFT UW	3.96%
USD	US8825081040	TEXAS INSTRUMENTS INC	149	0.028933	TXN UW	3.86%
USD	US67066G1040	NVIDIA CORP	214	0.041616	NVDA UW	3.78%
USD	US40434L1052	HP INC	831	0.161800	HPQ UN	3.76%
USD	US5128073062	LAM RESEARCH CORP	397	0.077307	LRCX UW	3.71%
USD	US0382221051	APPLIED MATERIALS INC	165	0.032117	AMAT UW	3.69%
USD	US7475251036	QUALCOMM INC	181	0.035162	QCOM UW	3.69%
USD	US48203R1041	JUNIPER NETWORKS INC	783	0.152430	JNPR UN	3.69%
USD	US5951121038	MICRON TECHNOLOGY INC	285	0.055545	MU UW	3.66%
USD	US0079031078	ADVANCED MICRO DEVICES	195	0.037988	AMD UW	3.47%
USD	US6098391054	MONOLITHIC POWER SYSTEMS INC	34	0.006576	MPWR UW	2.47%

IMPORTANT LEGAL NOTICE

This document is for information purposes only and may not be used for marketing purposes. The information provided herein is intended solely for investors already invested in the product. This document has been prepared by Zürcher Kantonalbank with due diligence. However, the Zürcher Kantonalbank does not guarantee the accuracy and completeness of the information contained therein and accepts any liability for damages arising from the use of this document. It does not constitute an offer or a recommendation to purchase, hold or sell financial instruments or to obtain products and services, nor does it form the basis for a contract or obligations of any kind. Furthermore, this document contains general information and does not take into account personal investment objectives or the financial situation or special needs of a specific recipient. The recipient should carefully check the information for compatibility with his/her personal circumstances before making any investment decision. For the assessment of legal, regulatory, tax and other implications, the recipient is advised to seek professional advice. Past performance and returns are no guarantee of future investment performance. Please note that the performance data do not take into account the annual fees. Every investment is associated with risks, in particular those of fluctuations in value, earnings and possibly exchange rates. For an assessment of the specific risks of investments, it is recommended that you consult the risk information provided by the bank (e.g. risk brochure, prospectuses, key information document or other product documentation)". This document does not constitute a (base) prospectus, final terms or key information document. The base prospectus, the final terms and any key information document may be obtained free of charge from Zürcher Kantonalbank, Bahnhofstrasse 9, 8001 Zurich, VRIE Department, and from www.zk.b.ch/finanzinformationen. Please note that all telephone conversations with trading or sales units of the Zürcher Kantonalbank are recorded. By calling you consent tacitly to the recording.