

Sustainable Technology Basket CHF CH1105857846

FACTS AND FIGURES

ISIN	CH1105857846	Currency	CHF	Maturity Date	Open End
NAV Date	28.11.2024	Valor	110585784	Avg. YTM	N/A
Avg. Rating	N/A	FX Overlay	Disabled	Issue Date	03.05.2021
NAV	144.88	Mgmt Fee (total, p.a.)	1.25%	Issuer Fee (p.a.)	0.35%
Portfolio Manager Fee (p.a.)	0.9%	Other Fee (p.a.)	N/A	Other 2 Fee (p.a.)	N/A
Other 3 Fee (p.a.)	N/A	Rebalancing	Discretionary	AuM	CHF 277'592
Components	26	Certificates	1'916	Issuer	Zürcher Kantonalbank
Investment Manager	Colombo Wealth SA	Last Rebalancing	01.11.2024	Total payout	N/A

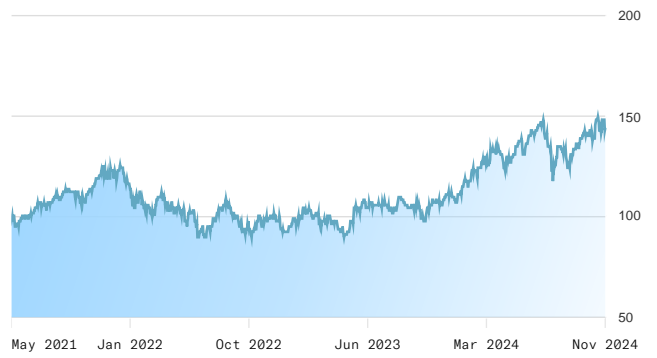
PRODUCT STRATEGY

The Investment Manager selects stocks with a focus on companies in the technology sector. The Investment Manager can hold a cash position. The Investment Manager continuously ensures that the cash quota does not exceed 50% of the certificate value at any time.

The Title Universe consists of equities and cash. The Underlying constituents are listed at a recognized exchange (World Federation of Exchanges or FESE (Federation of European Securities Exchanges)).



PRICE CHART



PERFORMANCE HEAT MAP

					-0.12	6.63	0.49	5.39	-3.18	4.93	4.61	3.92
-11.88	-3.87	4.78	-5.74	-2.06	-10.83	11.80	-0.27	-8.19	7.46	-1.43	-6.22	
7.13	1.38	0.10	-7.68	12.12	3.25	-0.58	1.64	-2.31	-5.06	5.31	3.47	
4.76	7.75	6.35	-1.72	1.12	9.55	-5.84	-2.22	2.78	0.85	5.77		
Jan	Feb	Mar	Apr	May	Jun	Jul	Aug	Sep	Oct	Nov	Dec	

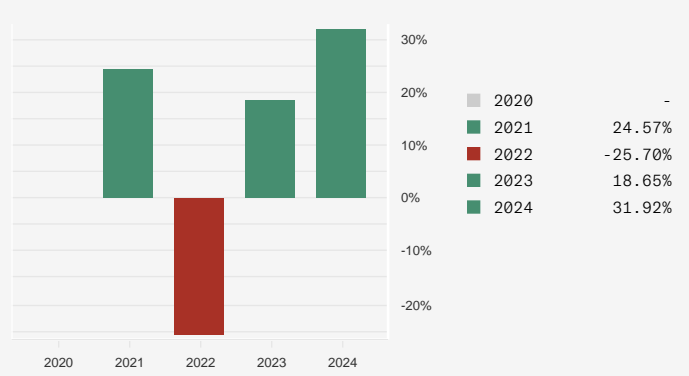
UNDERWATER CURVE



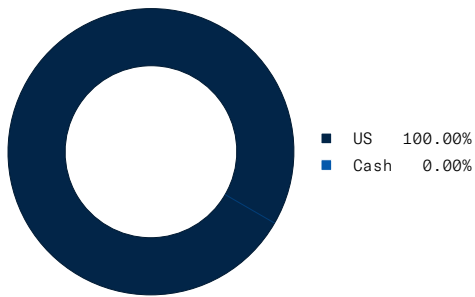
HISTORICAL VOLATILITY



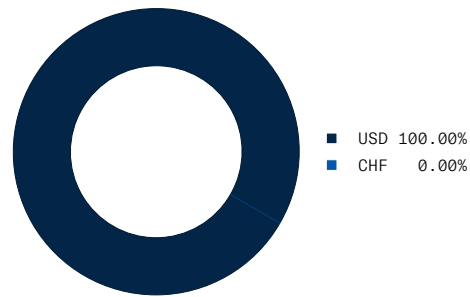
PERFORMANCE ANNUAL



PRODUCT COMPOSITION BY COUNTRY

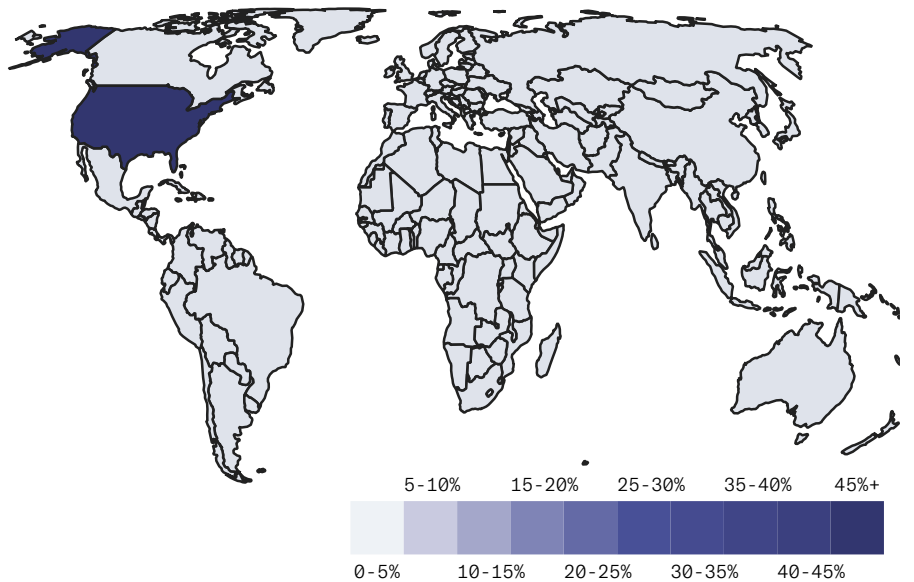


PRODUCT COMPOSITION BY CURRENCY



COUNTRY EXPOSURE MAP

USA 100%



TOP 5 - BEST PERFORMERS

Name	Short Name	Currency	Last price	Performance
NVIDIA CORP	NVDA UW	USD	135.34	63.95%
ORACLE CORP	ORCL UN	USD	182.70	59.02%

CORNING INC	GLW UN	USD	48.22	53.96%
ARISTA NETWORKS INC	ANET UN	USD	402.29	51.8%
FORTINET INC	FTNT UW	USD	94.06	49.79%

WORST 5 - PERFORMERS

Name	Short Name	Currency	Last price	Performance
LAM RESEARCH CORP	LRCX UW	USD	71.57	-17.86%
MONOLITHIC POWER SYSTEMS INC	MPWR UW	USD	560.24	-15.16%
APPLIED MATERIALS INC	AMAT UW	USD	171.32	-12.26%
MICRON TECHNOLOGY INC	MU UW	USD	98.20	-10.9%
ADVANCED MICRO DEVICES	AMD UW	USD	136.24	-10.03%

TOP 5 - LARGEST HOLDINGS

Name	Short Name	Currency	Last price	Percentage
TRIMBLE INC	TRMB UW	USD	72.43	4.75%
FORTINET INC	FTNT UW	USD	94.06	4.65%
SALESFORCE INC	CRM UN	USD	330.01	4.54%
SERVICENOW INC	NOW UN	USD	1'041.40	4.37%
SYNOPSYS INC	SNPS UW	USD	547.74	4.34%

CORPORATE ACTIONS

Action summary	Affected component	Causing underlying	Ex-date	New units / AMC	Old units / AMC	Type
Reinvested dividend	MSFT UW	MSFT UW	21.11.2024	0.00015333	0.00015331	DIVIDEND
Reinvested dividend	AMAT UW	AMAT UW	21.11.2024	0.003523	0.003517	DIVIDEND
Reinvested dividend	GLW UN	GLW UN	15.11.2024	0.014198	0.014139	DIVIDEND
Reinvested dividend	AAPL UW	AAPL UW	08.11.2024	0.002827	0.00284	DIVIDEND
Reinvested dividend	TXN UW	TXN UW	31.10.2024	0.003174	0.00316	DIVIDEND

COMPOSITION

CASH

Currency	ISIN	Name	Total units	Units / AMC	Short name	Percentage
CHF	-	CHF	0	0.000000	CHF	0.00%

STOCKS

Currency	ISIN	Name	Total units	Units / AMC	Short name	Percentage
USD	US8962391004	TRIMBLE INC	206	0.107327	TRMB UW	4.75%
USD	US34959E1091	FORTINET INC	155	0.080865	FTNT UW	4.65%
USD	US79466L3024	SALESFORCE INC	43	0.022510	CRM UN	4.54%
USD	US81762P1021	SERVICENOW INC	13	0.006866	NOW UN	4.37%
USD	US8716071076	SYNOPSYS INC	25	0.012983	SNPS UW	4.34%
USD	US49338L1035	KEYSIGHT TECHNOLOGIES IN	80	0.041809	KEYS UN	4.31%
USD	US42824C1099	HEWLETT PACKARD ENTERPRISE	643	0.335796	HPE UN	4.27%
USD	US00724F1012	ADOBE INC	26	0.013533	ADBE UW	4.25%
USD	US17275R1023	CISCO SYSTEMS INC	224	0.117105	CSCO UW	4.24%
USD	US2193501051	CORNING INC	272	0.141988	GLW UN	4.18%
USD	US68389X1054	ORACLE CORP	72	0.037471	ORCL UN	4.18%
USD	US02079K3059	ALPHABET INC-CL A	76	0.039442	GOOGL UW	4.08%
USD	US0404131064	ARISTA NETWORKS INC	32	0.016542	ANET UN	4.06%
USD	US0378331005	APPLE INC	54	0.028270	AAPL UW	4.06%
USD	US5949181045	MICROSOFT CORP	29	0.015334	MSFT UW	3.96%
USD	US8825081040	TEXAS INSTRUMENTS INC	61	0.031749	TXN UW	3.86%
USD	US67066G1040	NVIDIA CORP	88	0.045691	NVDA UW	3.78%
USD	US40434L1052	HP INC	340	0.177544	HPQ UN	3.76%
USD	US5128073062	LAM RESEARCH CORP	162	0.084802	LRCX UW	3.71%
USD	US0382221051	APPLIED MATERIALS INC	68	0.035234	AMAT UW	3.69%
USD	US48203R1041	JUNIPER NETWORKS INC	321	0.167279	JNPR UN	3.69%
USD	US7475251036	QUALCOMM INC	74	0.038577	QCOM UW	3.69%
USD	US5951121038	MICRON TECHNOLOGY INC	117	0.060948	MU UW	3.66%
USD	US0079031078	ADVANCED MICRO DEVICES	80	0.041698	AMD UW	3.47%
USD	US6098391054	MONOLITHIC POWER SYSTEMS INC	14	0.007254	MPWR UW	2.48%

IMPORTANT LEGAL NOTICE

This document is for information purposes only and may not be used for marketing purposes. The information provided herein is intended solely for investors already invested in the product. This document has been prepared by Zürcher Kantonalbank with due diligence. However, the Zürcher Kantonalbank does not guarantee the accuracy and completeness of the information contained therein and accepts any liability for damages arising from the use of this document. It does not constitute an offer or a recommendation to purchase, hold or sell financial instruments or to obtain products and services, nor does it form the basis for a contract or obligations of any kind. Furthermore, this document contains general information and does not take into account personal investment objectives or the financial situation or special needs of a specific recipient. The recipient should carefully check the information for compatibility with his/her personal circumstances before making any investment decision. For the assessment of legal, regulatory, tax and other implications, the recipient is advised to seek professional advice. Past performance and returns are no guarantee of future investment performance. Please note that the performance data do not take into account the annual fees. Every investment is associated with risks, in particular those of fluctuations in value, earnings and possibly exchange rates. For an assessment of the specific risks of investments, it is recommended that you consult the risk information provided by the bank (e.g. risk brochure, prospectuses, key information document or other product documentation)". This document does not constitute a (base) prospectus, final terms or key information document. The base prospectus, the final terms and any key information document may be obtained free of charge from Zürcher Kantonalbank, Bahnhofstrasse 9, 8001 Zurich, VRIE Department, and from www.zk.b.ch/finanzinformationen. Please note that all telephone conversations with trading or sales units of the Zürcher Kantonalbank are recorded. By calling you consent tacitly to the recording.