

# Premier Dividend Strategy EUR CH1218260821

## FACTS AND FIGURES

<b>ISIN</b>	CH1218260821	<b>Currency</b>	EUR	<b>Maturity Date</b>	Open End
<b>NAV Date</b>	28.11.2024	<b>Valor</b>	121826082	<b>Avg. YTM</b>	N/A
<b>Avg. Rating</b>	N/A	<b>FX Overlay</b>	Disabled	<b>Issue Date</b>	05.11.2024
<b>NAV</b>	99.82	<b>Mgmt Fee (total, p.a.)</b>	1.5%	<b>Issuer Fee (p.a.)</b>	0.3%
<b>Portfolio Manager Fee (p.a.)</b>	1.2%	<b>Other Fee (p.a.)</b>	N/A	<b>Other 2 Fee (p.a.)</b>	N/A
<b>Other 3 Fee (p.a.)</b>	N/A	<b>Rebalancing</b>	Discretionary	<b>AuM</b>	EUR 5'844'484
<b>Components</b>	39	<b>Certificates</b>	58'550	<b>Issuer</b>	Zürcher Kantonalbank
<b>Investment Manager</b>	Colombo Wealth SA	<b>Last Rebalancing</b>	N/A	<b>Total payout</b>	N/A

## PRODUCT STRATEGY

The Investment Manager selects a global basket of diversified securities through quantitative and qualitative analysis of leading companies with strong balance sheets and a focus on sustainable dividends. The number of equally weighted stocks are complemented by a selection of a high-quality Exchange Traded Funds. The diversification among regions and sectors aims to offer a relatively low volatility.

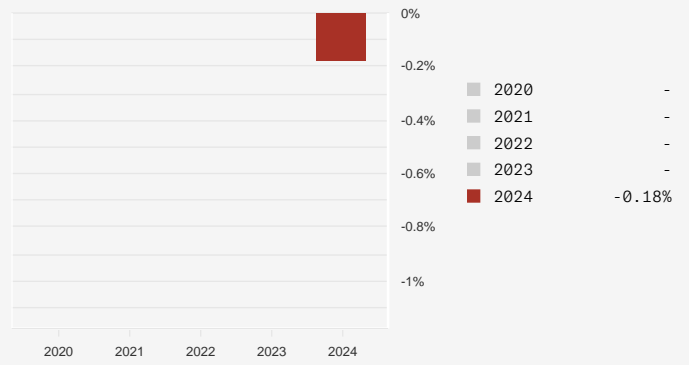
The Title Universe consists of Equities, ETFs and Cash. The investment manager ensures that the cash position never exceeds 50% of the certificate's value.



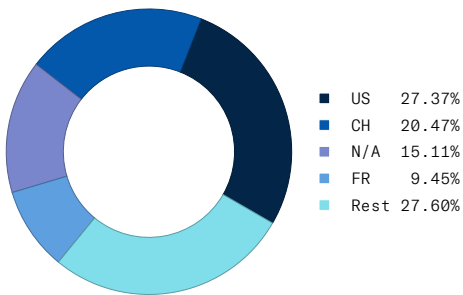
## HISTORICAL VOLATILITY

No data to display

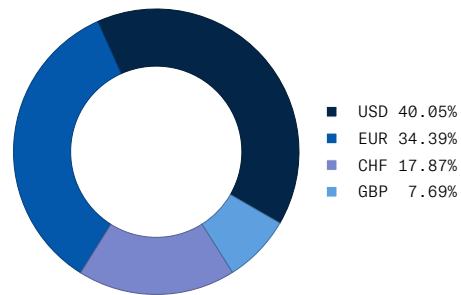
## PERFORMANCE ANNUAL



## PRODUCT COMPOSITION BY COUNTRY

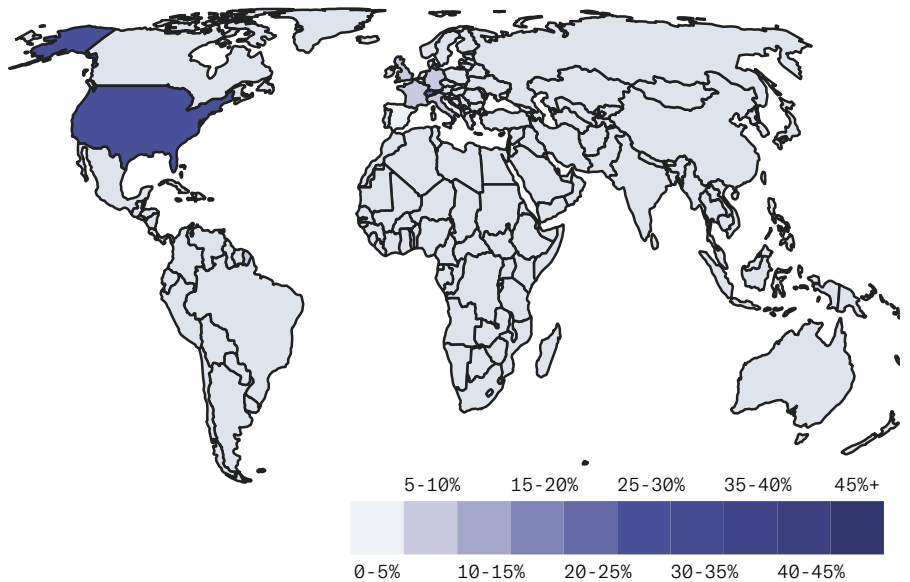


## PRODUCT COMPOSITION BY CURRENCY



## COUNTRY EXPOSURE MAP

USA	27.37%
Switzerland	20.47%
N/A	15.11%
France	9.45%
UK	7.69%
Italy	7.58%
Germany	7.27%
Netherlands	2.63%
Spain	2.43%



## TOP 5 - BEST PERFORMERS

Name	Short Name	Currency	Last price	Performance
SWISS RE AG	SREN SE	CHF	130.05	16.36%
BRITISH AMERICAN TOBACCO PLC	BATS LN	GBP	2'980.00	9.65%

ZURICH INSURANCE GROUP AG	ZURN SE	CHF	556.00	7.77%
HOME DEPOT INC	HD UN	USD	427.19	7.17%
GENERALI	G IM	EUR	27.10	6.5%

## WORST 5 - PERFORMERS

Name	Short Name	Currency	Last price	Performance
ABBVIE INC	ABBV UN	USD	183.08	-9.04%
TOTALENERGIES SE	TTE FP	EUR	54.22	-6.87%
BECTON DICKINSON AND CO	BDX UN	USD	221.98	-6.27%
NESTLE SA-REG	NESN SE	CHF	76.64	-5.67%
AXA SA	CS FP	EUR	32.50	-5.41%

## TOP 5 - LARGEST HOLDINGS

Name	Short Name	Currency	Last price	Percentage
FRKLN EUR QULTY DVD ETF	FRXD LN	EUR	28.87	5.03%
ISH MSCI WLD QLY DIV-USD ACC	WQDA NA	USD	8.75	4.94%
SWISS RE AG	SREN SE	CHF	130.05	2.88%
BRITISH AMERICAN TOBACCO PLC	BATS LN	GBp	2'980.00	2.72%
ZURICH INSURANCE GROUP AG	ZURN SE	CHF	556.00	2.66%

## CORPORATE ACTIONS

Action summary	Affected component	Causing underlying	Ex-date	New units / AMC	Old units / AMC	Type
Reinvested dividend	KO UN	KO UN	29.11.2024	0.0000420319	0.0000420110	DIVIDEND
Reinvested dividend	HD UN	HD UN	27.11.2024	0.0000565539	0.0000565519	DIVIDEND
Reinvested dividend	JNJ UN	JNJ UN	26.11.2024	0.000164409	0.000164319	DIVIDEND
Reinvested dividend	NG/ LN	NG/ LN	21.11.2024	0.021123919	0.020888889	DIVIDEND
Reinvested dividend	ENI IM	ENI IM	18.11.2024	0.0179797979	0.01756629	DIVIDEND

## COMPOSITION

## CASH

Currency	ISIN	Name	Total units	Units / AMC	Short name	Percentage
EUR	-	EUR	0	0.000000	EUR	0.00%

## ETFS

Currency	ISIN	Name	Total units	Units / AMC	Short name	Percentage
EUR	IE00BF2B0L69	FRKLN EUR QULTY DVD ETF	10'185	0.173962	FRXD LN	5.03%
USD	IE00BKPSFC54	ISH MSCI WLD QLY DIV-USD ACC	34'945	0.596836	WQDA NA	4.94%
USD	IE00BWTN6Y99	INVESCO S&P 500 HDLV DIST	4'090	0.069858	HDLV LN	2.58%
USD	IE00B9CQXS71	SPDR GLOBAL DIV ARISTOCRATS	4'510	0.077034	GLDV LN	2.56%

## STOCKS

Currency	ISIN	Name	Total units	Units / AMC	Short name	Percentage
CHF	CH0126881561	SWISS RE AG	1'206	0.020603	SREN SE	2.88%
GBP	GB0002875804	BRITISH AMERICAN TOBACCO PLC	4'438	0.075793	BATS LN	2.72%
CHF	CH0011075394	ZURICH INSURANCE GROUP AG	261	0.004464	ZURN SE	2.66%
USD	US4370761029	HOME DEPOT INC	385	0.006575	HD UN	2.66%
EUR	IT0000062072	GENERALI	5'695	0.097267	G IM	2.64%
EUR	NL0011794037	KONINKLIJKE AHOLD DELHAIZE N	4'714	0.080517	AD NA	2.63%
USD	US17275R1023	CISCO SYSTEMS INC	2'726	0.046557	CSCO UW	2.61%
USD	US12572Q1058	CME GROUP INC	681	0.011630	CME UW	2.61%
USD	US8636671013	STRYKER CORP	415	0.007087	SYK UN	2.60%
USD	CH0044328745	CHUBB LTD	553	0.009438	CB UN	2.59%
CHF	CH0466642201	HELVETIA HOLDING AG-REG	917	0.015667	HELN SE	2.59%
EUR	IT0003796171	POSTE ITALIANE SPA	11'294	0.192893	PST IM	2.55%
GBP	GB00BDR05C01	NATIONAL GRID PLC	12'370	0.211279	NG/ LN	2.53%
CHF	CH0012214059	HOLCIM LTD	1'546	0.026402	HOLN SE	2.53%
USD	US0028241000	ABBOTT LABORATORIES	1'299	0.022193	ABT UN	2.50%
USD	US30231G1022	EXXON MOBIL CORP	1'295	0.022114	XOM UN	2.46%
USD	US20030N1019	COMCAST CORP-CLASS A	3'579	0.061124	CMCSA UW	2.46%
EUR	DE0008404005	ALLIANZ SE-REG	497	0.008489	ALV GY	2.46%

USD	US1912161007	COCA-COLA CO/THE	2'356	0.040242	KO UN	2.45%
USD	US4781601046	JOHNSON & JOHNSON	973	0.016626	JNJ UN	2.45%
CHF	CH0012005267	NOVARTIS AG-REG	1'427	0.024377	NOVN SE	2.44%
CHF	CH0130293662	BKW AG	876	0.014959	BKW SE	2.44%
EUR	FR0010208488	ENGIE	9'465	0.161649	ENGI FP	2.44%
GBp	GB00B24CGK77	RECKITT BENCKISER GROUP PLC	2'435	0.041588	RKT LN	2.44%
EUR	ES0144580Y14	IBERDROLA SA	10'533	0.179898	IBE SQ	2.43%
EUR	DE000ENAG999	E.ON SE	11'690	0.199656	EOAN GY	2.42%
EUR	IT0003132476	ENI SPA	10'420	0.177975	ENI IM	2.39%
EUR	DE0005552004	DHL GROUP	4'042	0.069032	DHL GY	2.39%
EUR	FR0000120578	SANOFI	1'496	0.025557	SAN FP	2.36%
EUR	FR0000120628	AXA SA	4'217	0.072031	CS FP	2.34%
CHF	CH0038863350	NESTLE SA-REG	1'659	0.028343	NESN SE	2.33%
USD	US0758871091	BECTON DICKINSON AND CO	646	0.011027	BDX UN	2.32%
EUR	FR0000120271	TOTALENERGIES SE	2'489	0.042512	TTE FP	2.31%
USD	US00287Y1091	ABBVIE INC	760	0.012975	ABBV UN	2.25%

## IMPORTANT LEGAL NOTICE

This document is for information purposes only and may not be used for marketing purposes. The information provided herein is intended solely for investors already invested in the product. This document has been prepared by Zürcher Kantonalbank with due diligence. However, the Zürcher Kantonalbank does not guarantee the accuracy and completeness of the information contained therein and accepts any liability for damages arising from the use of this document. It does not constitute an offer or a recommendation to purchase, hold or sell financial instruments or to obtain products and services, nor does it form the basis for a contract or obligations of any kind. Furthermore, this document contains general information and does not take into account personal investment objectives or the financial situation or special needs of a specific recipient. The recipient should carefully check the information for compatibility with his/her personal circumstances before making any investment decision. For the assessment of legal, regulatory, tax and other implications, the recipient is advised to seek professional advice. Past performance and returns are no guarantee of future investment performance. Please note that the performance data do not take into account the annual fees. Every investment is associated with risks, in particular those of fluctuations in value, earnings and possibly exchange rates. For an assessment of the specific risks of investments, it is recommended that you consult the risk information provided by the bank (e.g. risk brochure, prospectuses, key information document or other product documentation)". This document does not constitute a (base) prospectus, final terms or key information document. The base prospectus, the final terms and any key information document may be obtained free of charge from Zürcher Kantonalbank, Bahnhofstrasse 9, 8001 Zurich, VRIE Department, and from [www.zk.b.ch/finanzinformationen](http://www.zk.b.ch/finanzinformationen). Please note that all telephone conversations with trading or sales units of the Zürcher Kantonalbank are recorded. By calling you consent tacitly to the recording.