

Investment strategy

Enhanced Equity Exposure (EEE) is a long only UCITS open-end fund incorporated in Luxembourg. The Fund mainly invests in and gains exposure to the developed markets of Europe and North America. The fund's investment process is driven by stock specific fundamental analysis. Hedging strategies are implemented to reduce volatility.

Performance

	January	February	March	April	May	June	July	August	September	October	November	December
2020	-	-	-	-	-	-	-	1.38%	-3.20%	-4.43%	9.20%	1.68%
2021	-1.63%	2.71%	4.80%	1.27%	1.16%	-1.60%	1.65%	1.46%	-2.61%	2.15%	-2.89%	3.21%
2022	-3.12%	-3.65%	-1.90%	-2.22%	1.88%	-12.97%	-	-	-	-	-	-


Historical Performance

	1 month	3 months	6 months	YTD	Since launch
Cumulative (%)	-19.67%	-13.31%	-20.62%	-20.62%	-9.26%

Key Factors

Volatility (%)	19.00%	Sharpe ratio	-1.2
Track error	11.51%	# positions	42

Risk/return profile



SRRI scale from 1 (lowest risk) to 7 (highest risk); risk 1 cannot be equated with a risk-free investment. This indicator may change over time.

Cumulative performance since inception - net of fees



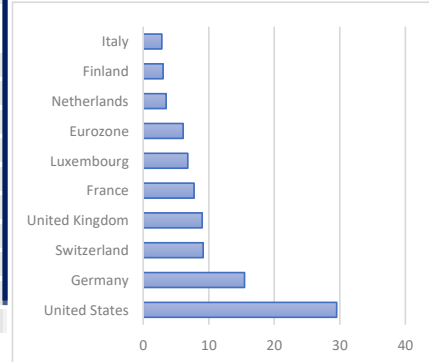
Asset allocation (**)

Top holdings	%	Top contributors in % return (*)	Top detractors in % return (*)
STRAT SEL FD-EU VALUE-C EUR	4.23	RHEINMETALL AG	3.19
RHEINMETALL AG	3.94	ZURICH INSURANCE GROUP AG	0.52
NOVARTIS AG-REG	3.82	TOTALENERGIES SE	0.43
ROCHE HOLDING AG-GENUSSCHEIN	3.44		
VODAFONE GROUP PLC	3.34		
		PAYPAL HOLDINGS INC	-1.17
		SAP SE	-0.89
		TEAMVIEWER AG	-0.86

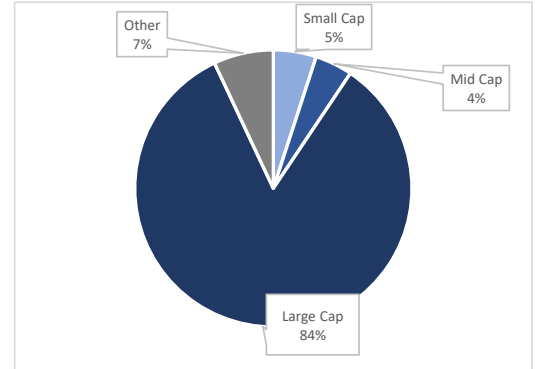
Sector breakdown

Sector	%
Materials	11.6
Technology	11.4
Communications	11.3
Consumer Discretionary	11.1
Energy	10.4
Health Care	10.4
Industrials	9.9
Consumer Staples	8.3
Utilities	7.2
Financials	1.6

Country breakdown (%)



Asset allocation (**)



(*) 11 year rolling contribution calculated based on gross of fees data.
 (**) Large Cap: > EUR 10Bn - Mid Cap: EUR 2-10Bn - Small Cap: < EUR 2Bn

Key fund data

NAV	92.57	Fees:		Codes:		Initial subscription	1 unit	Invest. manager	Colombo Wealth SA
Sub-fund AuM	26,53 CHF mln	Subscription	3%	ISIN	LU2201848970	Legal structure	UCITS	Fund managers	Edoardo Barbieri
Currency	CHF	Redemption	0%	BLOOMBERG	SSEEEAC LX	Registration	LU, CH, IT	Launch date	8/5/2020
DVD policy	ACC	Management	1.50%	WKN		Investment horizon		Investment horizon	At least 5 years
Liquidity	Daily	Performance***	15% (HWM)	Valoren	55781900				

*** The High Water Mark model is used to calculate the performance fees. The Performance Fee Period is yearly, ending on the last Valuation Day of each calendar year. The Performance Fee is payable yearly in arrears out of the Sub-Fund's assets. The Performance Fee will be equal to 15% of the positive difference between the Net Asset Value per share and the High Water Mark.

Legal representatives and local paying agents

Switzerland	ACOLIN Fund Services AG, Affolternstrasse 56, CH-8050 Zurich
Switzerland	Banque Cantonale de Genève, Quai de l'Île 17, CH-1204 Geneva
Germany	Marcard, Stein & CO AG
Germany	Marcard, Stein & CO AG

Administrative information

Management company	European Capital Partners
Depositary & Admin.	Banque de Luxembourg
Sub-Administrator	European Fund Administration
Auditor	Deloitte

Legal notice

Strategic Selection Fund SICAV is a Luxembourg-registered "Société d'Investissement à Capital Variable" organised under Luxembourg Law and European Council Directive 2009/65/EC of 13 July 2009 (UCITS) and regulated by the "Commission de Surveillance du Secteur Financier" (CSSF), the Luxembourg financial services authority. Past performance of any investment is not indicative of future performance as the net asset value of the portfolio depends on market movements. This information does not constitute an offer to anyone, or a solicitation by anyone, to subscribe for shares of Strategic Selection Fund SICAV. Nothing in this information should be construed as advice and is therefore not a recommendation to buy or sell shares. Subscriptions for shares of the Company can only be made on the basis of its latest Key Investor Information Document and Prospectus together with the latest audited annual report, copies of which can be obtained, free of charge, on www.ecp.lu or by contacting European Capital Partners (Luxembourg) S.A., from the local representatives, information agents or distributors.